


UNIT 3: DIGRAPHS AND BLENDS

Guided Phonics + Beyond ORBIT



©Tara West Little Minds at Work



A NOTE FROM TARA WEST

These routines are aligned to the Guided Phonics + Beyond Curriculum. The Guided Phonics + Beyond Curriculum was written with special detail to every lesson and every included component. The curriculum was designed to include the best practices for the Science of Reading. These aligned routines will offer teachers using the Guided Phonics + Beyond Curriculum, an aligned component to use **ORBIT** students during the small-group block, whole-group instruction, or intervention groups. However, it should be noted that a teacher does not need to follow the Guided Phonics + Beyond Curriculum with fidelity in order to use these routines. This unit of routines cover UNIT 3 of the Guided Phonics + Beyond Curriculum. UNIT 3 is designed to give students a solid foundation in: digraph words, double endings words, and beginning blend words. Students will progress through the digraphs, double endings, and then beginning blend sounds. Within this unit you will find a detailed scope and sequence in which the routines follow. Each routine is noted with the Guided Phonics + Beyond Curriculum lesson number it pairs with. The routines are designed to be teacher-led as to offer direct support for students. All routines include a matching instructional card to follow. The routines vary from hands-on and engaging to oral drills. The unit also includes printables and centers. These printables and centers can be used for whole-group instruction, morning work, early finishers, for your small-group instruction, and of course for independent literacy centers.

BULLET POINT COMPONENTS

- ☐ detailed scope and sequence
- ☐ detailed visual overview
- ☐ 20 aligned routines
- ☐ 20 routines instructional cards
- ☐ organizational labels
- ☐ print tips video

INCLUDED ROUTINES

1. Successive Blending
2. Continuous Blending
3. Guided Sentence Strips
4. Map and Blend
5. Say, Tap, Map, Build, Write
6. Sentence Expanders
7. Word Chaining Drills
8. Phonological Awareness Drills
9. Dictation Drills
10. Orthographic Word Mapping Drills
11. Comprehension Strips
12. Vowel Stick Drills
13. Digraph Stick Drills
14. Vowel Identification Cards
15. Decodable Passages
16. Decodables Drill Sheets
17. Whole-Word Reading Drills
18. Sound-by-Sound Puzzles
19. Hands-On and Engaging Centers
20. At-Home Connection Printables

The ideas and practices for Science of Reading is amazing for teachers and of course students. The research and best practices are ever changing. If you feel there is best practice, I should implement within the Guided Phonics + Beyond Curriculum you can let me know by emailing [HERE](#).

OVERVIEW VIDEO

Click [HERE](#) to view a detailed overview video of the unit.

PRINTING TIPS

Click [HERE](#) to view a detailed printing tips video. Be sure to download, open, and print from [Adobe Reader](#).

MATERIALS LIST

View my Amazon shop [HERE](#) (click Amazon Shop at the top) for a visual shopping list of the teaching accessories and organization you see in this packet.

CONTACT WITH ME

I would love to connect with you! Find me here:

[Email](#)
[Website](#)
[Instagram](#)
[Facebook](#)
[Facebook Group](#)
[Teachers Pay Teachers](#)




CLICKABLE CONTENTS

<u>ORBIT Overview</u>	<u>Visual ORBIT Overview</u>	<u>Scope and Sequence</u>	<u>Organization Labels</u>	<u>ORBIT Routine Cards</u>
<u>Routine 1: Successive Blending</u>	<u>Routine 2: Continuous Blending</u>	<u>Routine 3: Guided Sentence Strips</u>	<u>Routine 4: Map and Blend</u>	<u>Routine 5: Say, Tap, Map, Build, Write</u>
<u>Routine 6: Sentence Expanders</u>	<u>Routine 7: Word Chaining Drills</u>	<u>Routine 8: Phonemic Awareness Drills</u>	<u>Routine 9: Dictation Drills</u>	<u>Routine 10: Orthographic Word Mapping Drills</u>
<u>Routine 11: Comprehension Strips</u>	<u>Routine 12: Vowel Stick Drills</u>	<u>Routine 13: Digraph Stick Drills</u>	<u>Routine 14: Vowel Identification Cards</u>	<u>Routine 15: Decodable Passages</u>
<u>Routine 16: Decodable Drill Sheets</u>	<u>Routine 17: Whole-Word Reading Drills</u>	<u>Routine 18: Sound-by-Sound Puzzles</u>	<u>Routine 19: Hands-On and Engaging Centers</u>	<u>Routine 20: At-Home Connection Printables</u>



INCLUDED COMPONENTS

Routine 1: Successive Blending



Routine 2: Continuous Blending



Routine 3: Guided Sentence Strips



Routine 4: Map and Blend



Routine 5: Say, Tap, Map, Build, Write



Routine 6: Sentence Expanders



Routine 7: Word Chaining Drills



Routine 8: Phonemic Awareness Drills



Routine 9: Dictation Drills



Routine 10: Word Mapping Drills



Routine 11: Comprehension Strips



Routine 12: Vowel Stick Drills



Routine 13: Digraph Stick Drills



Routine 14: Vowel Identification Cards



Routine 15: Decodable Passages



Routine 16: Decodable Drill Sheets



Routine 17: Whole-Word Reading Drills




Routine 18: Sound-by-Sound Puzzles



Routine 19: Hands-On + Engaging Centers



Routine 20: At-Home Connection Printables



Lesson	Unit 3: Digraphs, Double Endings, Beginning Blends			
	Phonemic Awareness	Phonics Skill(s)	Decodable High Frequency Words	Irregular High Frequency Words
1	Segmenting + Substitution	sh (/sh/)	wish	
2	Segmenting + Substitution	sh (/sh/)		you♥, your♥
3	Segmenting + Substitution	th (/th/)	that, this, them, then	
4	Segmenting + Substitution	th (/th/)		they♥
5	Segmenting + Substitution	sh (/sh/), th (/th/)		was♥
6	Segmenting + Substitution	c, k, ck (/k/)	back, duck, pick	
7	Segmenting + Substitution	ch (/ch/)	much, such	here♥
8	Segmenting + Substitution	sh (/sh/), th (/th/), ch (/ch/)	with	
9	Segmenting + Substitution	w, wh (/w/)	when, which	what♥
10	Segmenting + Substitution	sh, th, ck, ch, wh review		who♥
11	Segmenting + Substitution	doubled l, f, s, z	miss, off	
12	Segmenting + Substitution	doubled l, f, s, z	will	all♥
13	Addition + Substitution	doubled l, f, s, z	well, tell, bell	
14	Addition + Substitution	open syllables	he, be, we, me, she	
15	Addition + Substitution	open syllables	go, so, no	
16	Addition + Substitution	bl-, cl-, fl-	black	
17	Addition + Substitution	gl-, pl-, sl-		play♥
18	Addition + Substitution	l blends review		
19	Addition + Substitution	cr-, br-, dr-, fr-		from♥
20	Addition + Substitution	gr-, pr-, tr-		
21	Addition + Substitution	r blends review		are♥
22	Addition + Substitution	r blends review		
23	Addition + Substitution	sc-, sk-, sn-, sm-		for♥, or♥
24	Addition + Substitution	sp-, st-, sw-, tw-	stop, step, spell, spot, still	
25	Addition + Substitution	blends review		of♥



Guided Phonics + Beyond ORBIT




Guided Phonics + Beyond ORBIT

Guided Phonics + Beyond




ORBIT

Guided Phonics + Beyond



ORBIT

Guided Phonics + Beyond



ORBIT



Guided Phonics + Beyond

**Successive
Blending**



Guided Phonics + Beyond

**Guided Sentence
Strips**



Guided Phonics + Beyond

**Say, Tap, Map,
Build, Write**



Guided Phonics + Beyond

**Word Chaining
Drills**



Guided Phonics + Beyond

**Continuous
Blending**



Guided Phonics + Beyond

Map and Blend



Guided Phonics + Beyond

**Sentence
Expanders**



Guided Phonics + Beyond

**Phonemic
Awareness Drills**



Guided Phonics + Beyond

Dictation Drills



Guided Phonics + Beyond

**Comprehension
Strips**



Guided Phonics + Beyond

Digraph Stick Drills



Guided Phonics + Beyond

**Decodable
Passages**



Guided Phonics + Beyond

**Orthographic Word
Mapping Drills**



Guided Phonics + Beyond

Vowel Stick Drills



Guided Phonics + Beyond

Vowel ID Cards



Guided Phonics + Beyond

**Decodable
Drill Sheets**



Guided Phonics + Beyond

**Whole-Word
Reading Drills**



Guided Phonics + Beyond

**Hands-On and
Engaging Centers**



Guided Phonics + Beyond

**Sound-by-Sound
Puzzles**




Guided Phonics + Beyond

**At-Home
Connections**

UNIT 3: DIGRAPHS + BLENDS

Guided Phonics + Beyond

ORBIT ROUTINES



©Tara West Little Minds at Work

ACTIVITY 1



Overview:

Successive blending provides students a modified approach to blending. This strategy is beneficial for students that need blending confidence or generate incorrectly while blending. (e.g., /sh/, /e/, /d/; shed)

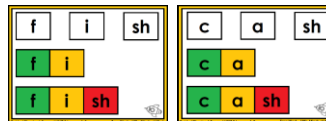
Implementation:

Students will identify the individual sounds in a word one-by-one. Next, students will blend the first two sounds together. Then, state the final sound and blend the word back together.

In Practice:

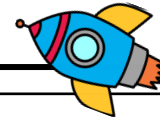
<div style="display: inline-block; text-align: center;">/f/ f</div>	<div style="display: inline-block; text-align: center;">/i/ i</div>	<div style="display: inline-block; text-align: center;">/sh/ sh</div>
<div style="display: inline-block; text-align: center;">f i</div>	“/f/, /i/; /fi/”	
<div style="display: inline-block; text-align: center;">f i sh</div>	“/sh/; /fish/”	

Material:



ORBIT

ACTIVITY 2



Overview:

Continuous blending provides students a scaffolded approach to blending three/four-sound words. Students will continue to blend/sound out the word without stopping. Stop sounds get more breath for the 2-3 seconds.

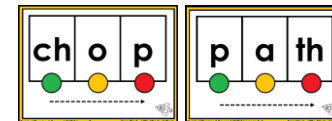
Implementation:

Students will hold the first sound for 2-3 seconds, blend to the second sound and hold that for 2-3 seconds. Then, students blend to the final sound and put the word back together.

In Practice:

/mmm/		
m	a	th
●	●	●
----->		
“/mmm/, /aaa/, /th/; math”		

Material:



ORBIT

ACTIVITY 3



Overview:

Guided Sentence Strips provide students a modified approach to decoding short decodable phrases. Students will discriminate between decodable and irregular words as they read through the short phrase strips.

Implementation:

Students will decode the sentence strip. As they come to a decodable (yellow) word, students will stretch the sounds and blend the word back together. Students will reread for fluency.

In Practice:

Look **at** that.

"Look /a/, /t/; at /th/, /a/, /t/; that."

"Look at that."


Material:

Chuck got a map.

Josh had a bath.

ORBIT

ACTIVITY 4



Overview:

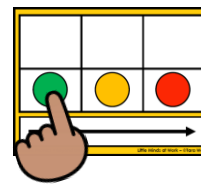
Map and Blend is a fundamental best practice for helping students achieve automaticity in digraph and blend words. Students will have a guided approach of the color-coded green, yellow, and red dots to assist them in mapping.

Implementation:

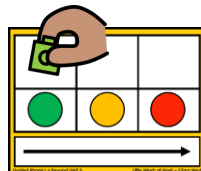
Students listen for the word. Students repeat the word. Next, students tap each color dot for the sounds in the word. Then, students map the word with cubes. Lastly, students blend the word.

In Practice:

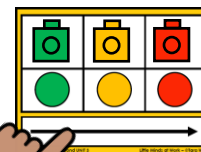
ship



"/sh/, /i/, /p/"

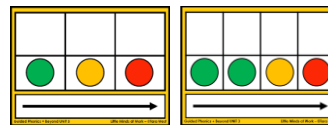


"/sh/, /i/, /p/"



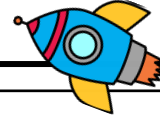
"ship"

Material:



ORBIT

ACTIVITY 5



Overview:

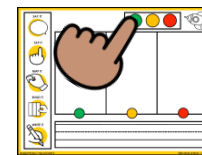
Say, Tap, Map, Build, Write provides students a hands-on experience of mapping, building, and writing words. Students will be led by the teacher on what word they'll be working with. This activity can be an everyday staple.

Implementation:

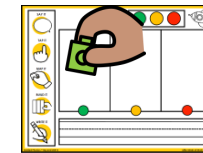
Students will repeat the word given by the teacher. Students then tap the sounds in the word. Next, students build the word using the letter cards. Finally, students blend and write the word.

In Practice:


fish



"/f/, /i/, /sh/"

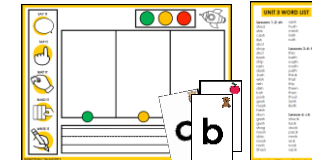


"/f/, /i/, /sh/"




"f-i-sh; fish"

Material:



ORBIT

ACTIVITY 6



Overview:

Sentence Expanders provide students a modified approach to decoding short decodable phrases. Sentence expanders offer students a stair-stepped phrase. They will decode an additional word on each line.

Implementation:

Students will track each word in the phrase with their finger. Encourage fluency by having students read each sentence expander more than once. Optional: Add in novelty tracking items.

In Practice:

"They"

"They like"



"They like to"

"They like to do"

"They like to do math."

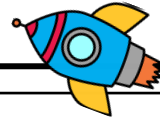
They
They like
They like to
They like to do
They like to do math.

Material:



ORBIT

ACTIVITY 7



Overview:

Word Chaining is an essential component to a Science of Reading-based classroom. Word chaining is a scaffolded way to encode and build words by changing only one sound at a time.

Implementation:

Students listen for the first word to build. Next, students are told how to change the word. Lastly, students must identify what sound goes out and what sound comes in to make the new word.

In Practice:

ship
ship → shin

ship

"/sh/, /i/, /p/"

"What sound went out?"


"What sound came in?"

shin
ship → shin

shin

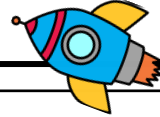
"/sh/, /i/, /n/"

Material:



ORBIT

ACTIVITY 8



Overview:

Phonemic Awareness is essential for early reading success in students. Students will use a solid base in phonemic awareness (spoken words) and apply it to written words (encoding, decoding, and writing).

Implementation:

Students will listen as the educator guides them through the phonemic awareness routine cards. One card per session is best practice. Students will generate corresponding responses.

In Practice:

"I will state a word. You will listen and respond."

fish



"What's the first sound?"

"What makes the /f/ sound?"

/f/

f

Material:



ORBIT

ACTIVITY 9



Overview:

Dictation Drills provide students the opportunity to move from sound to print in a guided and scaffolded approach. Students will listen to oral directions as they write matching skill-based words and two phrases.

Implementation:

Students will write the skill-based words orally provided by the teacher. Then, students will write the matching phrases stated.

In Practice:

"shed, shin, cash, fish, shot, shop"

Name: _____ Dictation Practice


shed	shin	cash
fish	shot	shop

"I had a wish."

"The dog got a shot."

Guided Phonics • Beyond UNIT 3 Little Mock of Work - ©Mrs. Wood

Material:



ORBIT

ACTIVITY 10



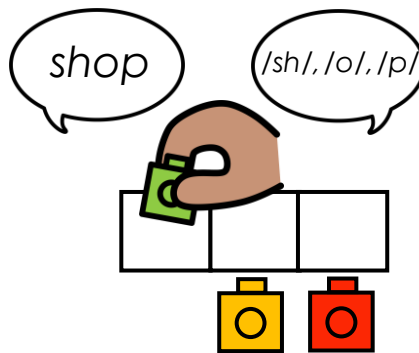
Overview:

Orthographic Word Mapping is an essential component to a Science of Reading-based classroom. Mapping is a way for students to make letter-to-sound connections and become fluent in skill-based words.

Implementation:



Students will listen to the word given. Next, students will repeat the word and count the sounds they hear. Next, students map each sound in the word. Finally, students write the word.

In Practice:



"/sh/, /o/, /p/; shop"

Material:



ORBIT

ACTIVITY 11



Overview:

Comprehension strips provide students a low decodable workload to practice comprehension. Students will read a single sentence to apply the comprehension. Students will tap at each word as they read through the sentence.

Implementation:

Students read through the decodable sentence word-by-word. Next, they will view the two images and decide which image matches the sentence. Students will cover the matching image.

In Practice:



Can you shut it?

"Can you shut it?"



Can you shut it?

Material:



ORBIT

ACTIVITY 12



Overview:

Vowel Stick Routines provide students with an engaging way to practice vowel discrimination. Students will process the orally provided word, then discriminate the given vowel in that word.

Implementation:

Students listen to the skill-based word. They repeat the word back to process it orally. Next, students discriminate the given vowel. Lastly, students hold up the matching vowel stick.

In Practice:


"I will state a vowel sound. You'll show the matching vowel stick."

a	e	i	o	u
---	---	---	---	---

"I will state a word. You'll show the matching vowel stick."




Material:



ORBIT

ACTIVITY 13



Overview:

Digraph Stick Routines provide students with an engaging way to practice digraph discrimination. Students will process the orally provided word, then discriminate the given digraph in that word.

Implementation:


Students listen to the skill-based word. They repeat the word back to process it orally. Next, students discriminate the given digraph. Lastly, students hold up the matching digraph stick.

In Practice:


"I will state a vowel sound. You'll show the matching vowel stick."

sh	th	ch	wh
----	----	----	----

"I will state a word. You'll show the matching digraph stick."




Material:



ORBIT

ACTIVITY 14



Overview:

Vowel Identification provides students with an opportunity to show mastery in vowel sounds. Identifying correct vowel sounds shows that students understand decoding and encoding skill-based words.

Implementation:

Students will state the picture name. Then, students will tap out the sounds of the word and pay close attention to the vowel. Finally, students identify the vowel and search to cover it on the strip.

In Practice:



"/sh/, /u/, /t/... /ŭ/"

a	e	i	o	u
---	---	---	---	---

Material:



ORBIT

ACTIVITY 15



Overview:

Decodable Passages are an essential component in a Science of Reading-based classroom. The passages allow students to read decodable and irregular words in context. Simplified passages offer opportunities for fluency.

Implementation:

Students will read through the decodable passage. Then, students will illustrate a matching picture for comprehension. Optional: Have students circle skill-based words.

In Practice:

Dad had a shed.

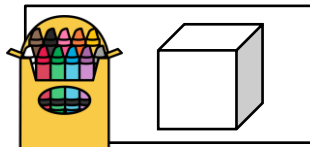
I am in the shed.

I found a box in it.

I get the box.

"I am in the shed."

"I get the box."




Material:

I can do math.
Can you do that?
I like thick dip.
Do you like it?

I like to shop.
It is fun.
I get a red fish.
I get a dish.

ORBIT

ACTIVITY 16



Overview:

Decodable Drills are an essential component in a Science of Reading-based classroom. Decoding drills lower the decodable workload so that students can show their fluency without the need for irregular words.

Implementation:

Students will decode each word sound-by-sound. Next, students will blend the word back together. *If students show the ability, encourage students to whole-word read the words.

In Practice:

Name: _____ Decodable Words Set #1

Stretch and blend each word.

mush	gosh	shed
→	→	→
wish	sh	osh
→	→	→
cash	dash	fish
→	→	→
rash	ship	shot
→	→	→

"/sh/, /e/, /d/"

"shed"

Guided Phonics • Beyond UNIT 3 Lesson 1

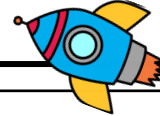
Little Words at Work • Class Book

Material:

buzz	yell	chill	sash	Beth	mesh
→	→	→	→	→	→
shell	bell	jazz	rush	wish	lash
→	→	→	→	→	→
quill	tell	Jess	hush	Seth	than
→	→	→	→	→	→
fell	toss	fuzz	thud	dash	shed
→	→	→	→	→	→

ORBIT

ACTIVITY 17




Overview:

Whole-Word Reading Routines provide students a scaffolded approach to moving from sound-by-sound reading to whole-word reading. This is crucial for early readers to move towards fluency when ready.

Implementation:

Students will study the word. Then, students will silently stretch the word in their head (if needed.) Finally, students will state the word. "Look, think, say" will encourage students to build fluency.

In Practice:




shin

shin


"I stretched the word in my head, nap."

Material:



ORBIT

ACTIVITY 18



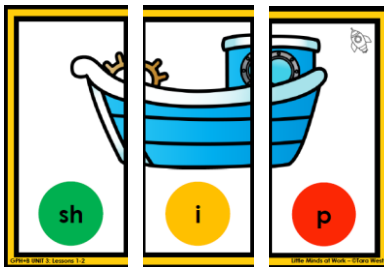
Overview:

Sound-by-Sound Puzzles provide students a fun + engaging activity to practice blending sounds together in skill-based words. Students will have the sound-to-letter connection directly on each puzzle piece.

Implementation:

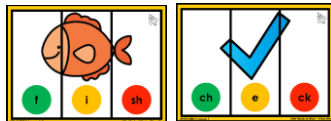
Students will match the three puzzle pieces to create the skill-based word picture. Then, students will blend the sounds together for the word. Students will reread the word for fluency.

In Practice:



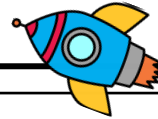
"/sh/, /i/, /p/; ship"

Material:



ORBIT

ACTIVITY 19




Overview:

Hands-on and Engaging Games provide students an interactive approach to apply the given skills. Students will take directions from the teacher as they spin, cover, trace, search, and clip.

Implementation:

Students will listen as the teacher reads the game's directions. Students will watch as the teacher models how to play the game. The teacher will use an "I do, we do, you do" approach.

In Practice:




"I landed on shot. I will cover /sh/, /o/, /t/."

Material:



ORBIT

ACTIVITY 20



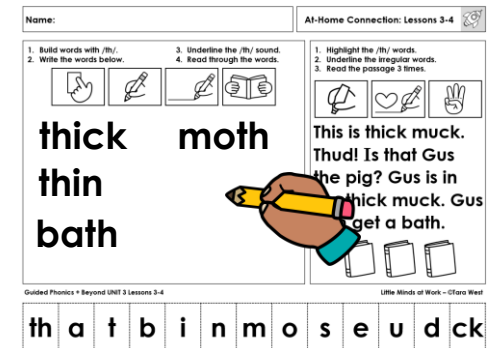
Overview:

At-Home Connection Printables provide students an interactive approach to apply the given skills at home. Students will take directions from an adult at home as they read, highlight, and build skill-based words.

Implementation:

Students will listen as an adult guides them through each section of the engaging sheet. Students will write and build skill-based words. Then, students will read a skill-based passage.

In Practice:



Material:



ORBIT

sh

e

d

sh

e

sh

e

d



sh

i

n

sh

i

sh

i

n



c

a

sh

c

a

c

a

sh



f

i

sh

f

i

f

i

sh



sh

o

t

sh

o

sh

o

t



sh

o

p

sh

o

sh

o

p



sh

u

t

sh

u

sh

u

t



b

a

sh

b

a

b

a

sh



sh

i

p

sh

i

sh

i

p



r

a

sh

r

a

r

a

sh



d

i

sh

d

i

d

i

sh



th

u

d

th

u

th

u

d



th

i

n

th

i

th

i

n



b

a

th

b

a

b

a

th



m

a

th

m

a

m

a

th



m

o

th

m

o

m

o

th



p

a

th

p

a

p

a

th



th

i

ck

th

i

th

i

ck



l

o

ck

l

o

l

o

ck



d

u

ck

d

u

d

u

ck



p

a

ck

p

a

p

a

ck



n

e

ck

n

e

n

e

ck



s

i

ck

s

i

s

i

ck



r

o

ck

r

o

r

o

ck



s

a

ck

s a

s a ck



t

a

ck

t a

t a ck



ch

o

p

ch o

ch o p



ch

i

n

ch i

ch i n



ch

i

p

ch

i

ch

i

p



ch

a

t

ch

a

ch

a

t



ch

e

ck

ch

e

ch

e

ck



ch

i

ck

ch

i

ch

i

ck



r

i

ch

r

i

r

i

ch



Guided Phonics + Beyond UNIT 3 Lesson 7

Tara West – Little Minds at Work

wh

i

z

wh

i

wh

i

z



Guided Phonics + Beyond UNIT 3 Lesson 9

Tara West – Little Minds at Work

wh

a

ck

wh

a

wh

a

ck



Guided Phonics + Beyond UNIT 3 Lesson 9

Tara West – Little Minds at Work

wh

i

p

wh

i

wh

i

p



Guided Phonics + Beyond UNIT 3 Lesson 9

Tara West – Little Minds at Work

w

i

sh

w i

w i sh



w

i

ck

w i

w i ck



w

e

ll

w e

w e ll



p

i

ll

p i

p i ll



h

i

ll

h

i

h

i

ll



f

i

ll

f

i

f

i

ll



y

e

ll

y

e

y

e

ll



b

e

ll

b

e

b

e

ll



sh

e

ll

sh

e

sh

e

ll



f

e

ll

f

e

f

e

ll



p

u

ff

p

u

p

u

ff



wh

i

ff

wh

i

wh

i

ff



t

i

ff

ti

tiff



b

u

zz

bu

buzz



f

i

zz

fi

fizz



f

u

ss

fu

fuss



m

e

ss

m

e

m

e

ss



ch

e

ss

ch

e

ch

e

ss



k

i

ss

k

i

k

i

ss



m

i

ss

m

i

m

i

ss



h

i

ss

h i

h i ss



b

l

o

b

b

l

o

b l o b



c

l

i

ff

c

l

i

c l i ff



b

l

u

sh

b

l

u

b l u sh



c l i ck

c l i

c l i ck



c l o ck

c l o

c l o ck



f l u sh

f l u

f l u sh



f l o ss

f l o

f l o ss



f l a sh

f l a

f l a sh



Guided Phonics + Beyond UNIT 3 Lesson 16

Tara West – Little Minds at Work

g l a d

g l a

g l a d



Guided Phonics + Beyond UNIT 3 Lesson 17

Tara West – Little Minds at Work

g l a ss

g l a

g l a ss



Guided Phonics + Beyond UNIT 3 Lesson 17

Tara West – Little Minds at Work

s l i p

s l i

s l i p



Guided Phonics + Beyond UNIT 3 Lesson 17

Tara West – Little Minds at Work

p l u g

p l u

p l u g



p l u m

p l u

p l u m



s l e d

s l e

s l e d



b l o ck

b l o

b l o ck



f l a t

f l a

f l a t



b l a ck

b l a

b l a ck



d r e ss

d r e

d r e ss



c r a ck

c r a

c r a ck



b r i ck

b r i

b r i ck



f r o g

f r o

f r o g



d r i p

d r i

d r i p



c r i b

c r i

c r i b



c r a b

c r a

c r a b



b r u sh

b r u

b r u sh



t r u ck

t r u

t r u ck



g r i ll

g r i

g r i ll



t r a p

t r a

t r a p



g r a d

g r a

g r a d



g r a ss

g r a

g r a ss



p r e ss

p r e

p r e ss



t r a sh

t r a

t r a sh



g r a b

g r a

g r a b



d r u m

d r u

d r u m



c r a sh

c r a

c r a sh



d r a g

d r a

d r a g



d r i ll

d r i

d r i ll



t r i p

t r i

t r i p



s n a p

s n a

s n a p



s n a ck

s n a

s n a ck



s n i ff

s n i

s n i ff



s k u ll

s k u

s k u ll



s c a n

s c a

s c a n



s k i p

s k i

s k i p



s n u g

s n u

s n u g



s n a g

s n a

s n a g



s t e p

s t e

s t e p



s t a ck

s t a

s t a ck



s t o p

s t o

s t o p



s w i sh

s w i

s w i sh



s w i m

s w i

s w i m



s p i ll

s p i

s p i ll



s p i n

s p i

s p i n



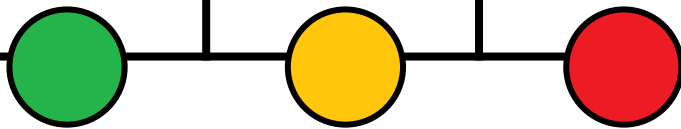
t w i n

t w i

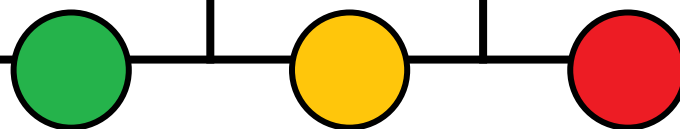
t w i n



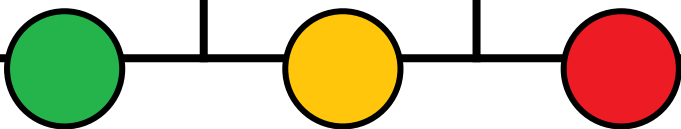
sh e d



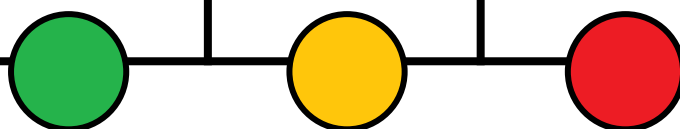
sh i n



c a sh



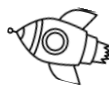
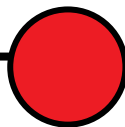
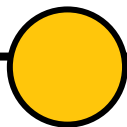

f i sh



sh

o

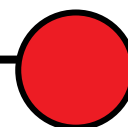
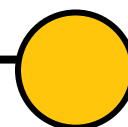
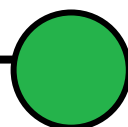
t



sh

o




p



sh

u

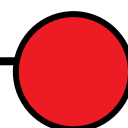
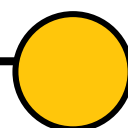

t



b

a




sh



sh

i

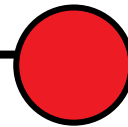
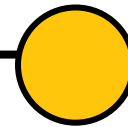
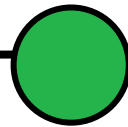
p



r

a




sh



d

i


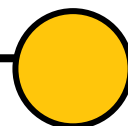

sh






th

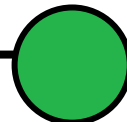
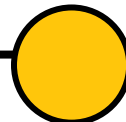
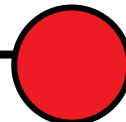
u

d







th	i	n
		







b	a	th
		






m	a	th
		



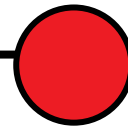
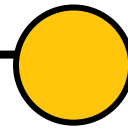
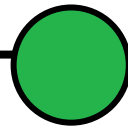
m	o	th
		






p a th



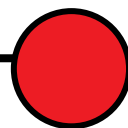
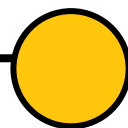

th i ck






l o ck



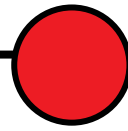
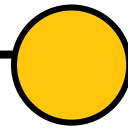
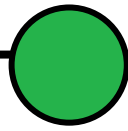
d u ck






p a ck




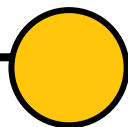

n e ck



s i ck



r o ck



s a ck



t a ck






ch o p




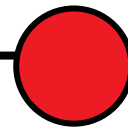
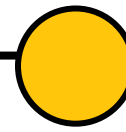
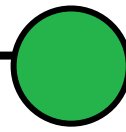
ch i n






ch i p



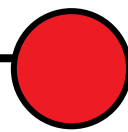
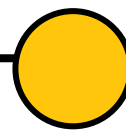
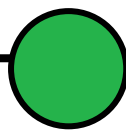
ch a t




ch e ck




ch i ck



r i ch




wh i z

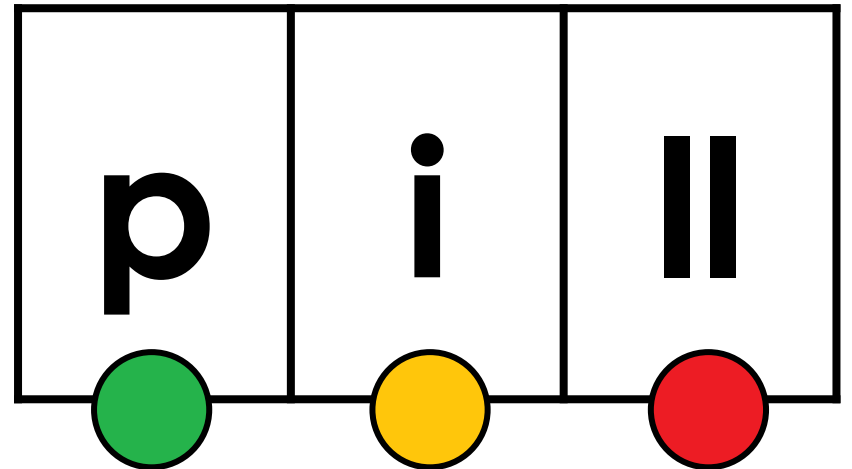
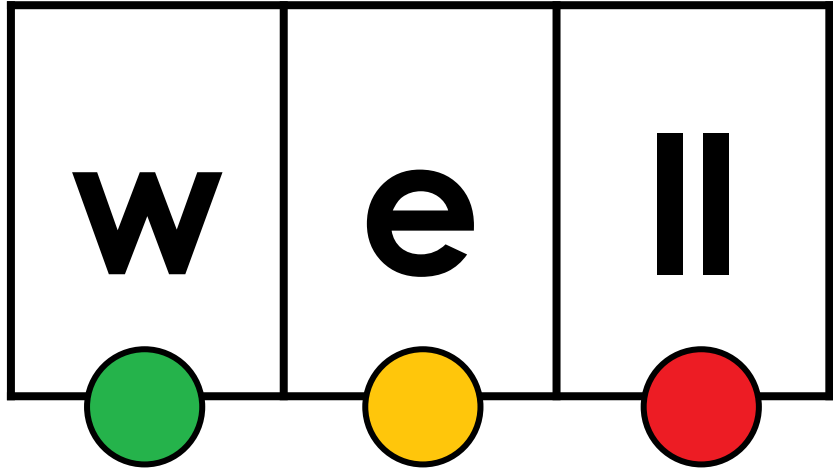
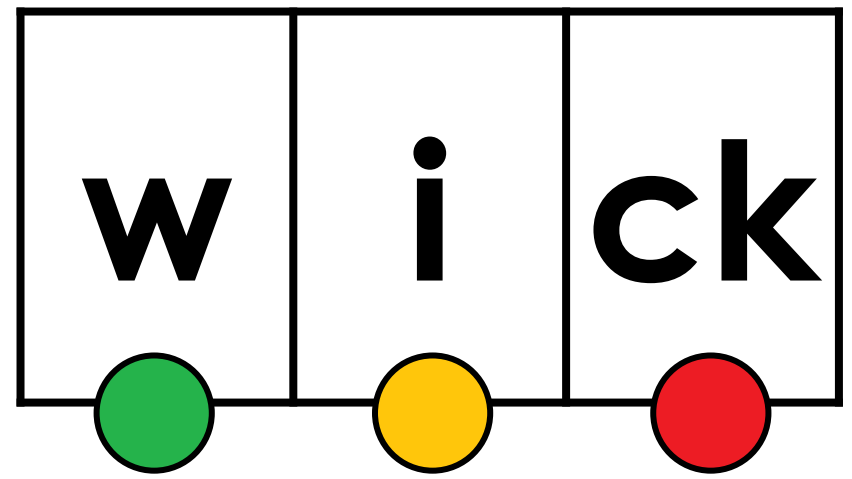
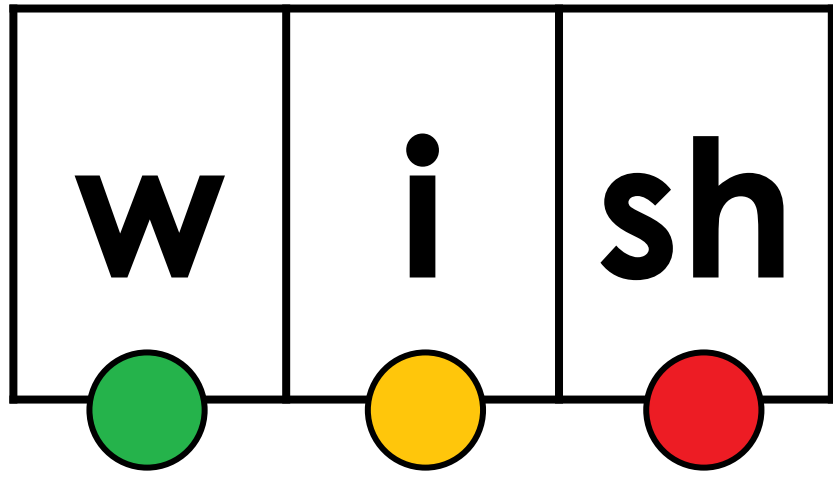


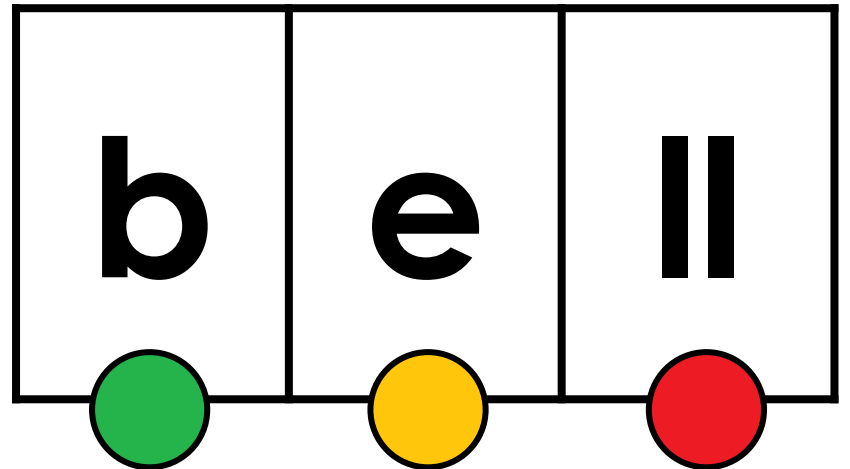
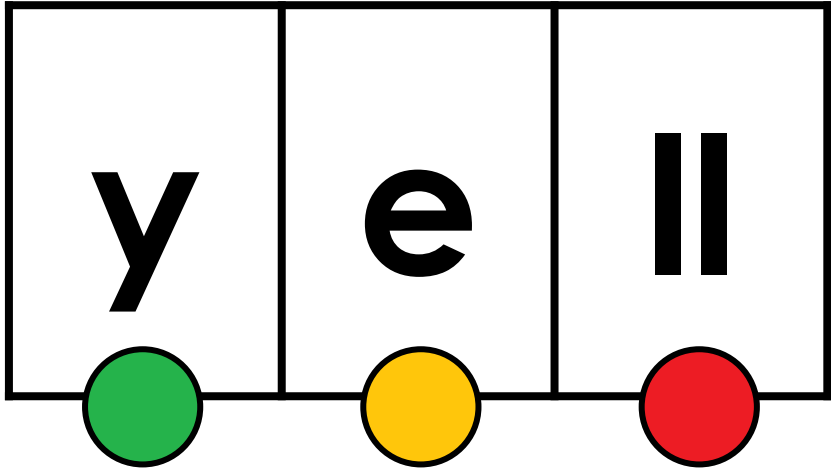
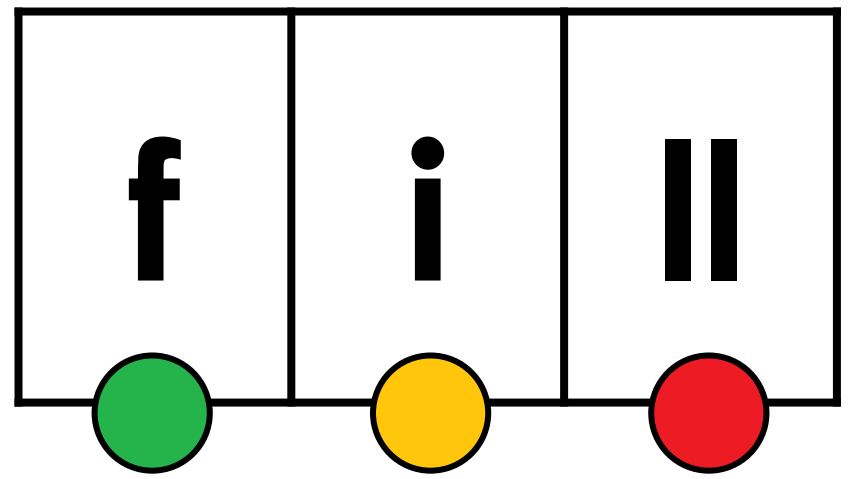
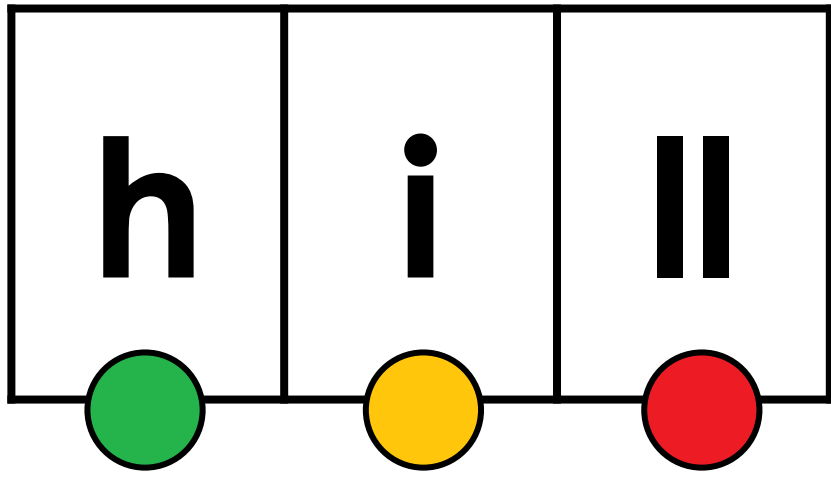
wh a ck



wh i p










sh

e

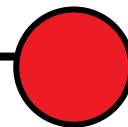
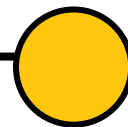
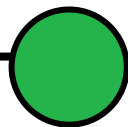
ll



f

e




ll



p

u

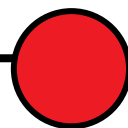
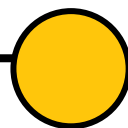
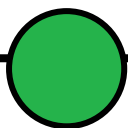
ff

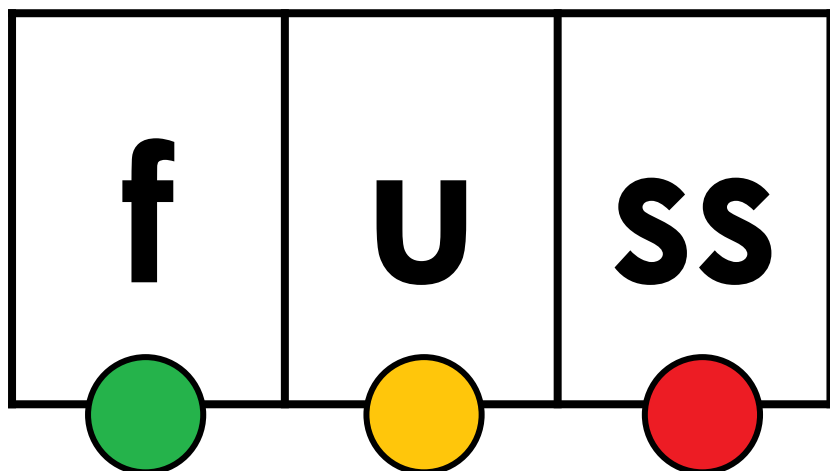
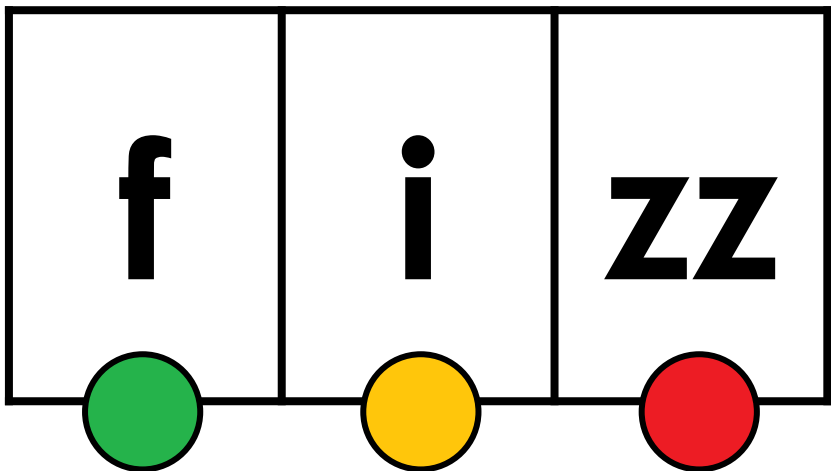
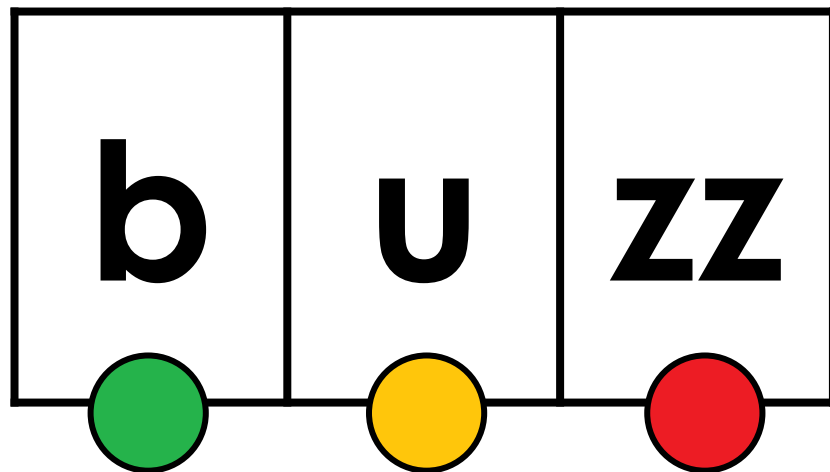
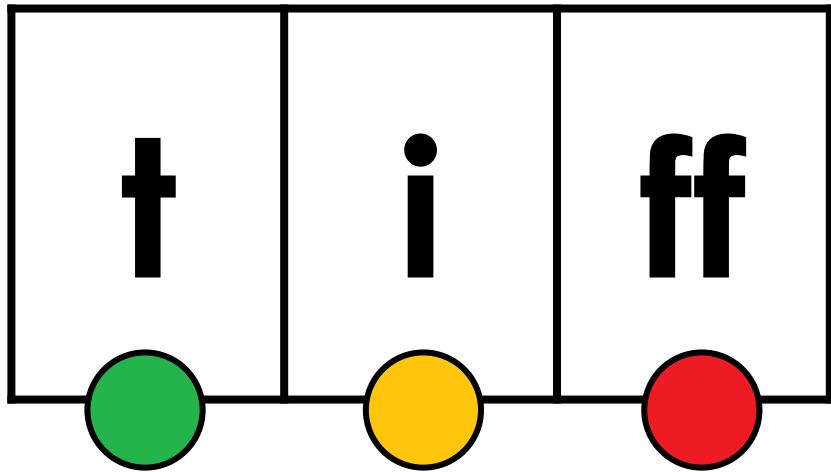


wh




i

ff

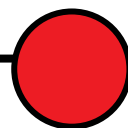
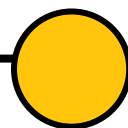
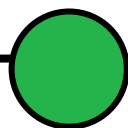







m e ss






ch e ss


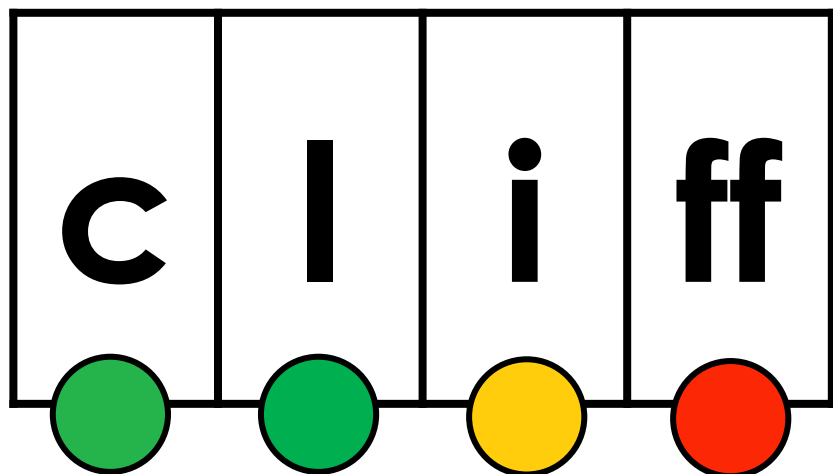
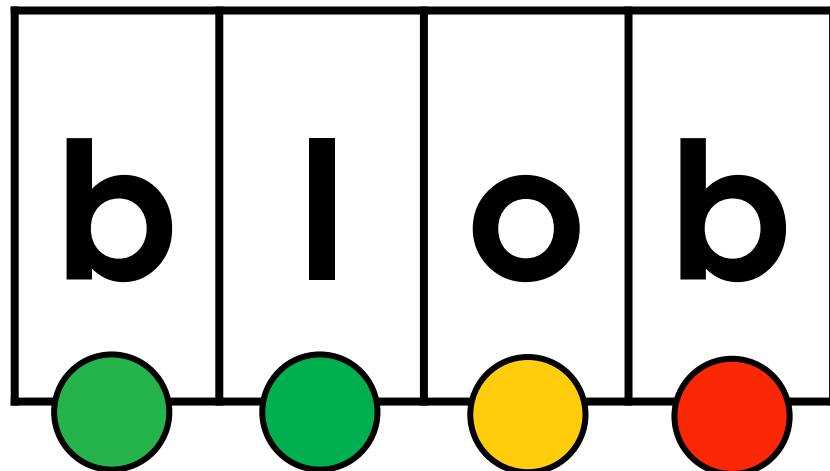
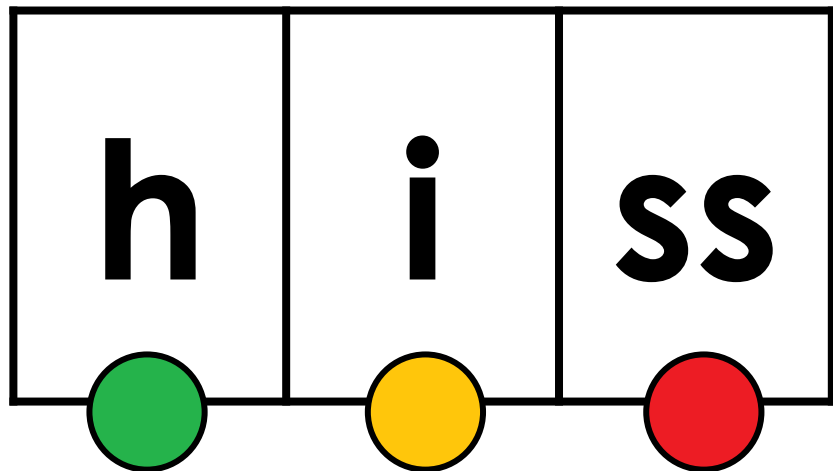


k i ss

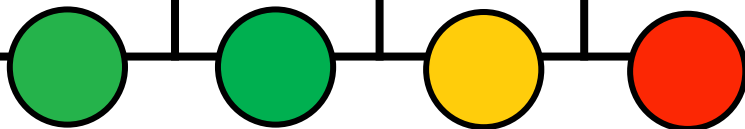


m i ss

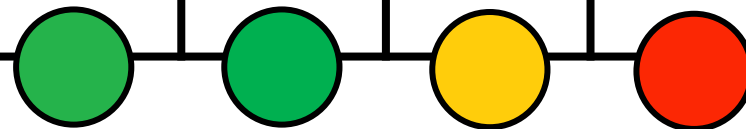




c l i ck



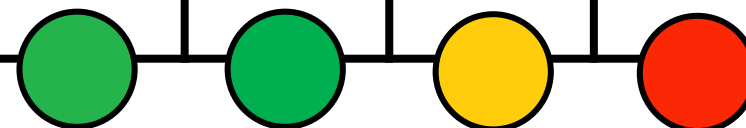
c l o ck



f l u sh



f l o ss



f l a sh



Guided Phonics + Beyond UNIT 3 Lesson 16

Tara West – Little Minds at Work

g l a d



Guided Phonics + Beyond UNIT 3 Lesson 17

Tara West – Little Minds at Work

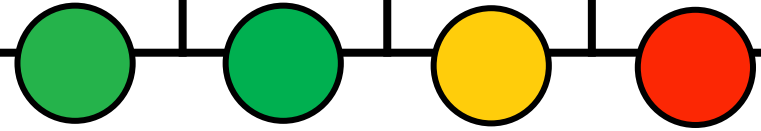
g l a ss



Guided Phonics + Beyond UNIT 3 Lesson 17

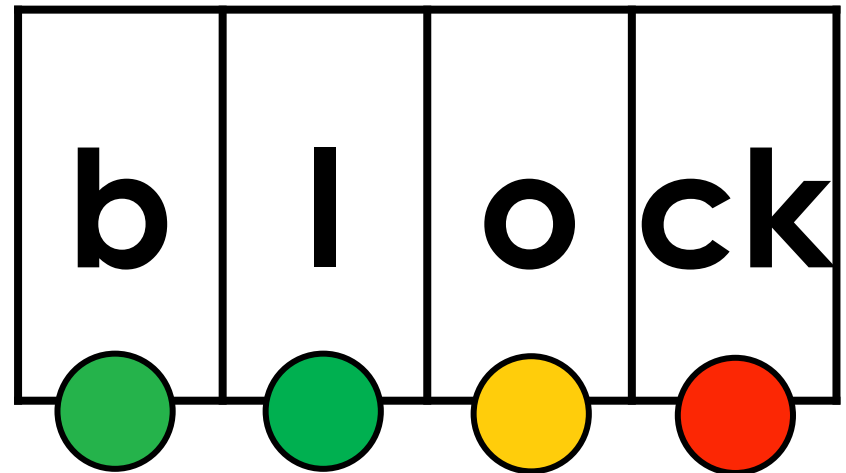
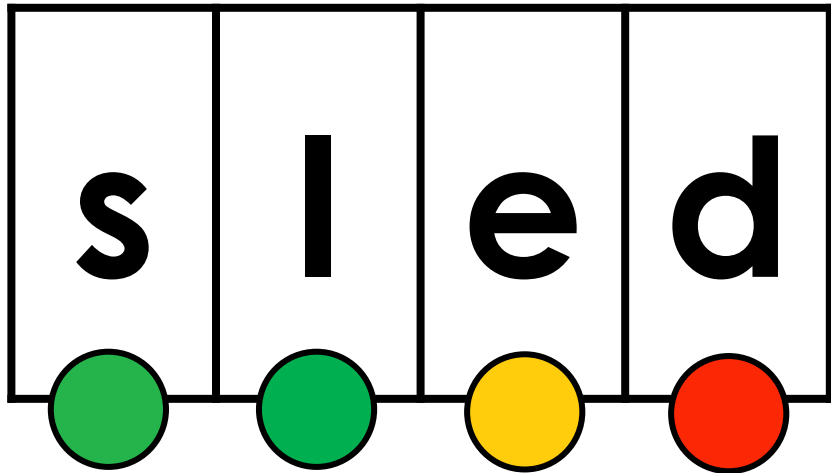
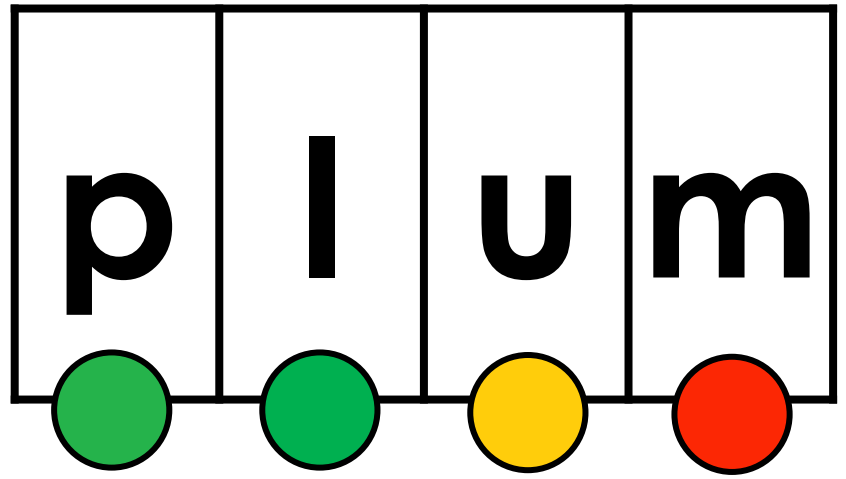
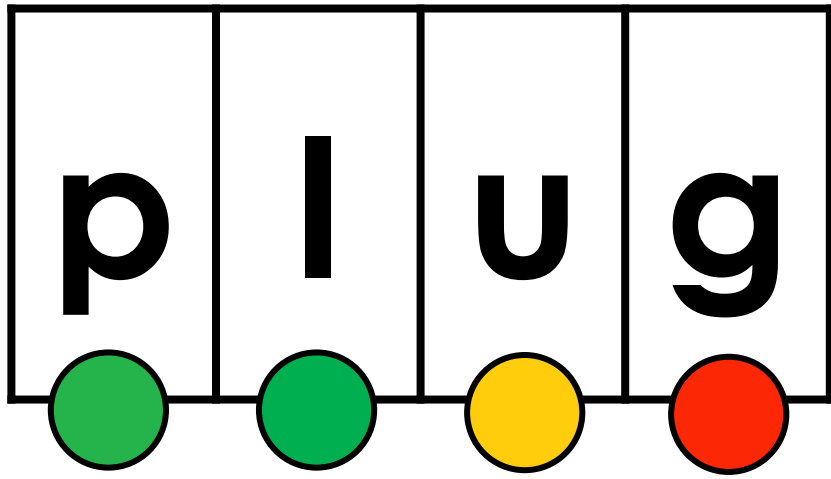
Tara West – Little Minds at Work

s l i p


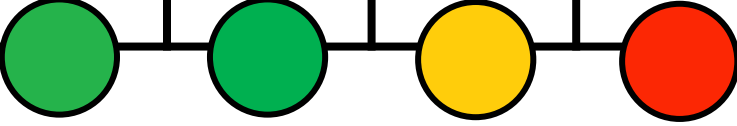


Guided Phonics + Beyond UNIT 3 Lesson 17


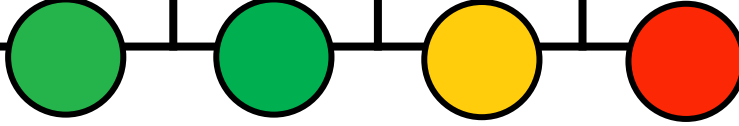
Tara West – Little Minds at Work





f l a t



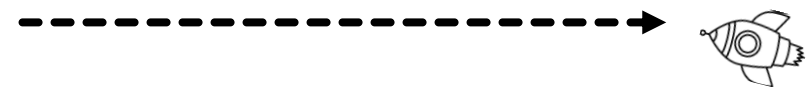

b l a c k



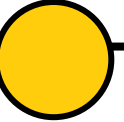
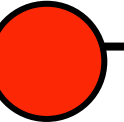



d r e s s



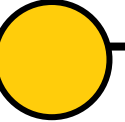
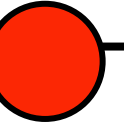


c r a c k



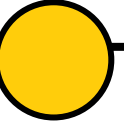
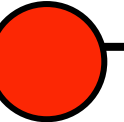



b	r	i	ck
			



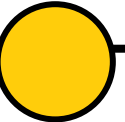
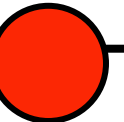



f	r	o	g
			



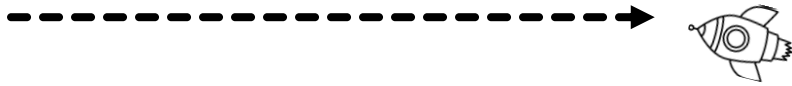
d	r	i	p
			




c	r	i	b
			



c	r	a	b
●	●	●	●



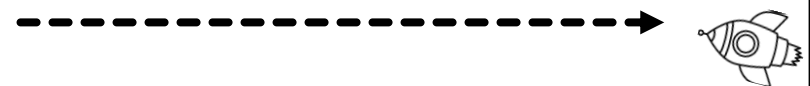
b	r	u	sh
●	●	●	●



t	r	u	ck
●	●	●	●



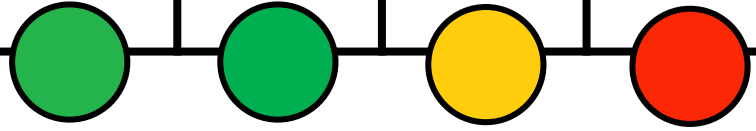
g	r	i	ll
●	●	●	●



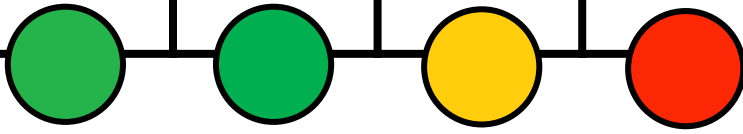
t r a p



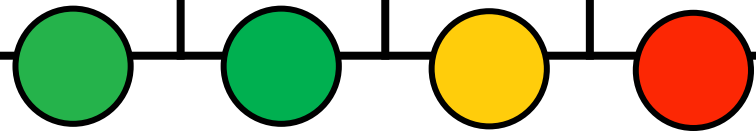
g r a d



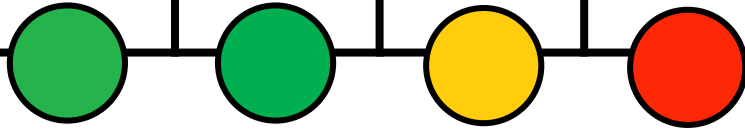
g r a ss



p r e ss



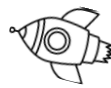
t r a sh



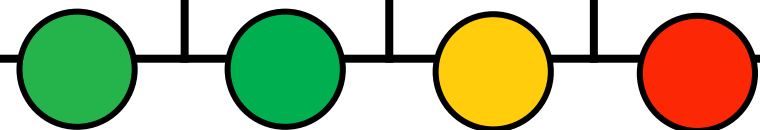
g r a b



d r u m



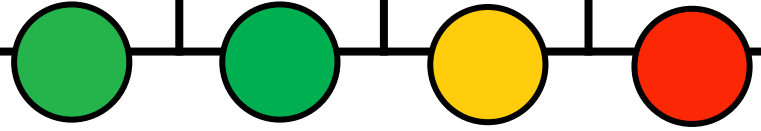
c r a sh



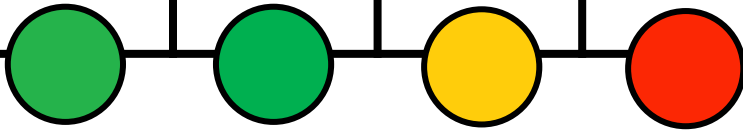
d r a g



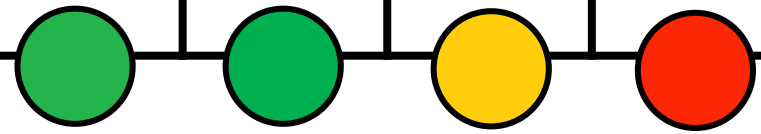
d r i ll



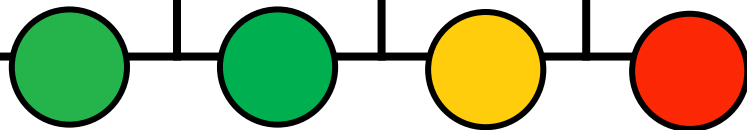
t r i p



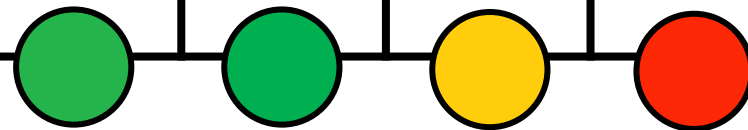
s n a p



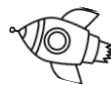
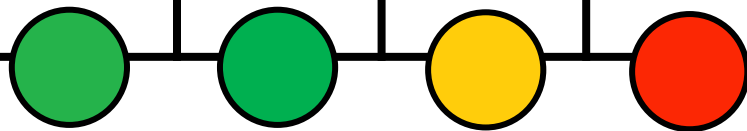
s n a c k



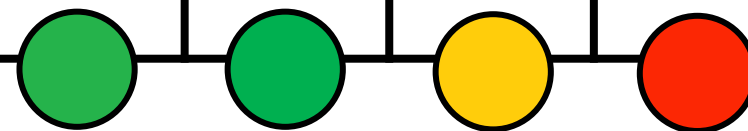
s n i f f

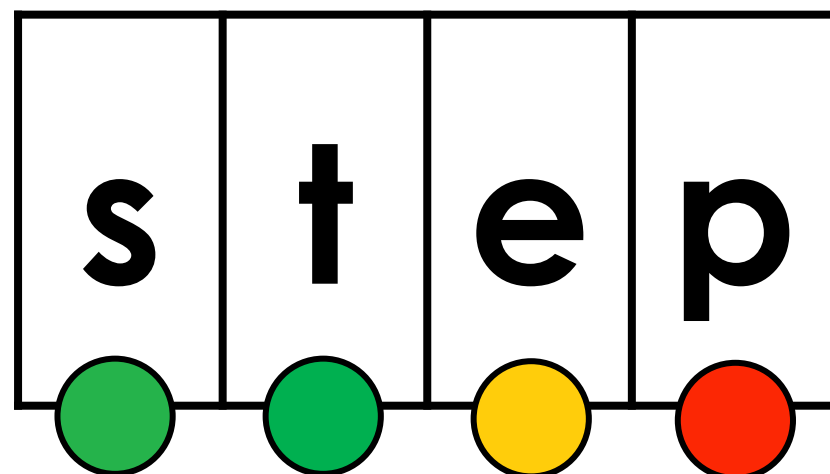
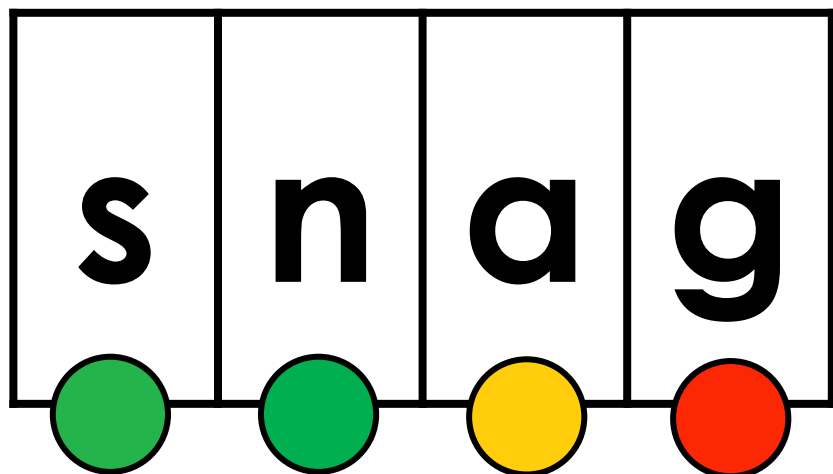
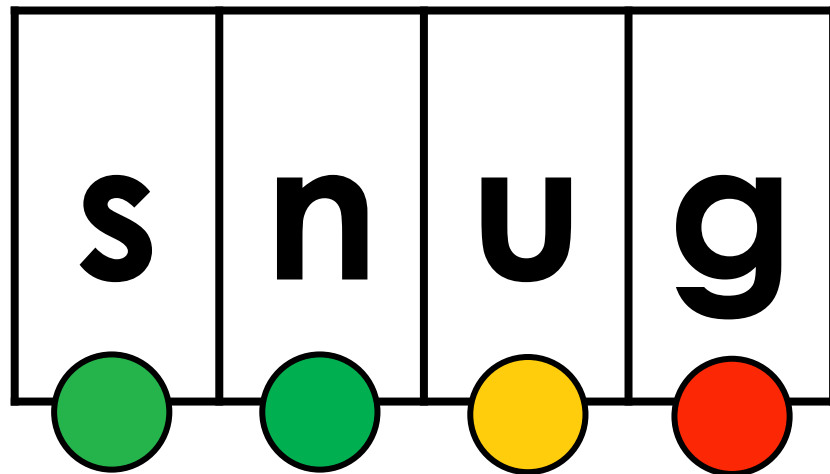
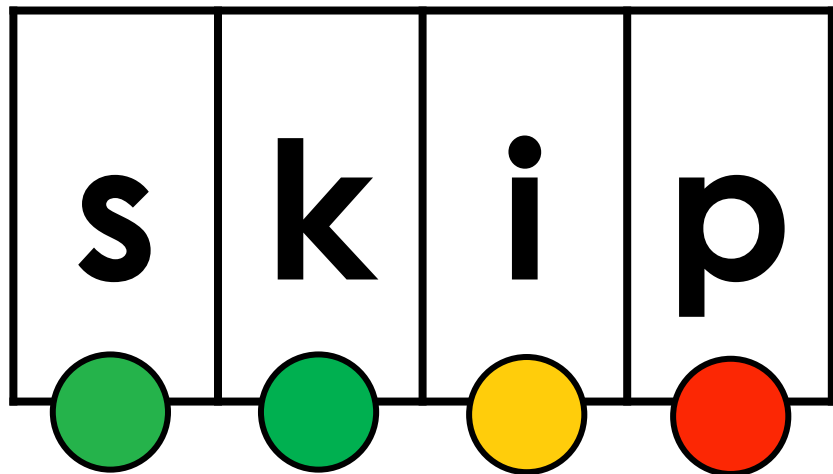


s k u l l




s c a n







s	t	a	ck
●	●	●	●



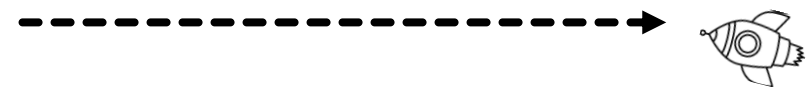
s	t	o	p
●	●	●	●

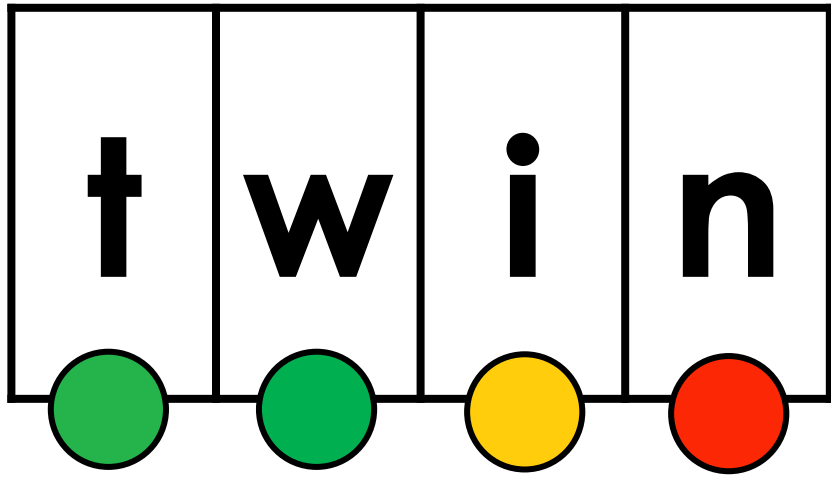
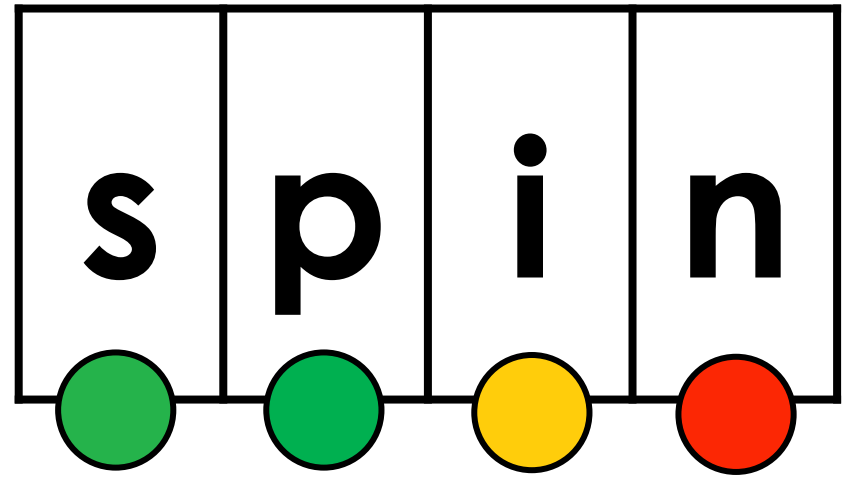
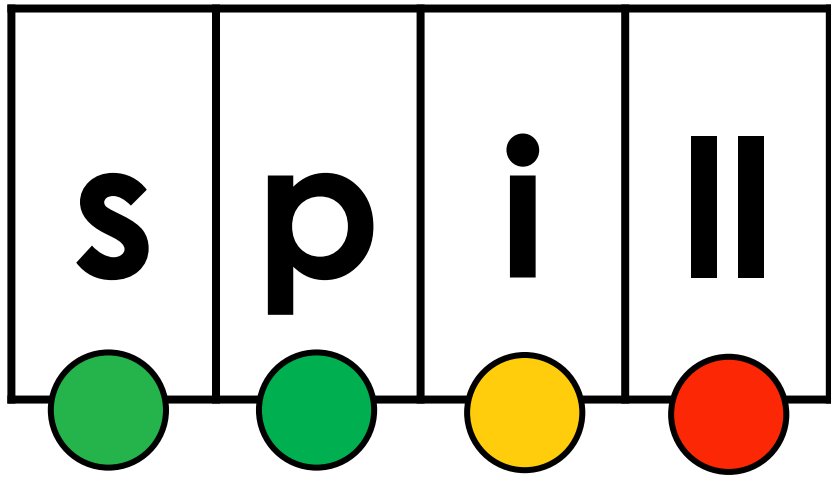


s	w	i	sh
●	●	●	●



s	w	i	m
●	●	●	●





I had a wish.



Guided Phonics + Beyond UNIT 3: Lesson 1

Little Minds at Work – ©Tara West

Shad can shop.



Guided Phonics + Beyond UNIT 3: Lesson 2

Little Minds at Work – ©Tara West

Look at that.



Guided Phonics + Beyond UNIT 3: Lesson 3

Little Minds at Work – ©Tara West

They see a path.



Guided Phonics + Beyond UNIT 3: Lesson 4

Little Minds at Work – ©Tara West

Josh had a bath.



Guided Phonics + Beyond UNIT 3: Lesson 5

Little Minds at Work – ©Tara West

I am at the dock.



Guided Phonics + Beyond UNIT 3: Lesson 6

Little Minds at Work – ©Tara West

This is such fun.



Guided Phonics + Beyond UNIT 3: Lesson 7

Little Minds at Work – ©Tara West

I am with Beth.



Guided Phonics + Beyond UNIT 3: Lesson 8

Little Minds at Work – ©Tara West

What did Whit do?



Guided Phonics + Beyond UNIT 3: Lesson 9

Little Minds at Work – ©Tara West

Chuck got a map.



Guided Phonics + Beyond UNIT 3: Lesson 10

Little Minds at Work – ©Tara West

You miss Dad.



Guided Phonics + Beyond UNIT 3: Lesson 11

Little Minds at Work – ©Tara West

Jill will get it.



Guided Phonics + Beyond UNIT 3: Lesson 12

Little Minds at Work – ©Tara West

Can you tell him?



Guided Phonics + Beyond UNIT 3: Lesson 13

Little Minds at Work – ©Tara West

Did she see me?



Guided Phonics + Beyond UNIT 3: Lesson 14

Little Minds at Work – ©Tara West

Jo will go to Mom.



Guided Phonics + Beyond UNIT 3: Lesson 15

Little Minds at Work – ©Tara West

Cliff can flip.



Guided Phonics + Beyond UNIT 3: Lesson 16

Little Minds at Work – ©Tara West

I play on a sled.



Guided Phonics + Beyond UNIT 3: Lesson 17

Little Minds at Work – ©Tara West

Do not slip on it.



Guided Phonics + Beyond UNIT 3: Lesson 18

Little Minds at Work – ©Tara West

The crab is red.



Guided Phonics + Beyond UNIT 3: Lesson 19

Little Minds at Work – ©Tara West

I am on a trip.



Guided Phonics + Beyond UNIT 3: Lesson 20

Little Minds at Work – ©Tara West

Grab a brush.



Guided Phonics + Beyond UNIT 3: Lesson 21

Little Minds at Work – ©Tara West

We are in a truck.



Guided Phonics + Beyond UNIT 3: Lesson 22

Little Minds at Work – ©Tara West

He has a snack.



Guided Phonics + Beyond UNIT 3: Lesson 23

Little Minds at Work – ©Tara West

Step into this spot.

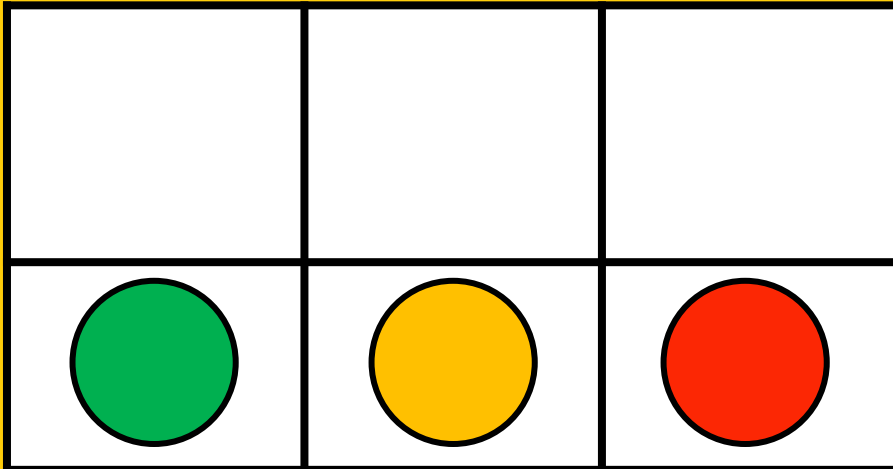


Guided Phonics + Beyond UNIT 3: Lesson 24

Little Minds at Work – ©Tara West

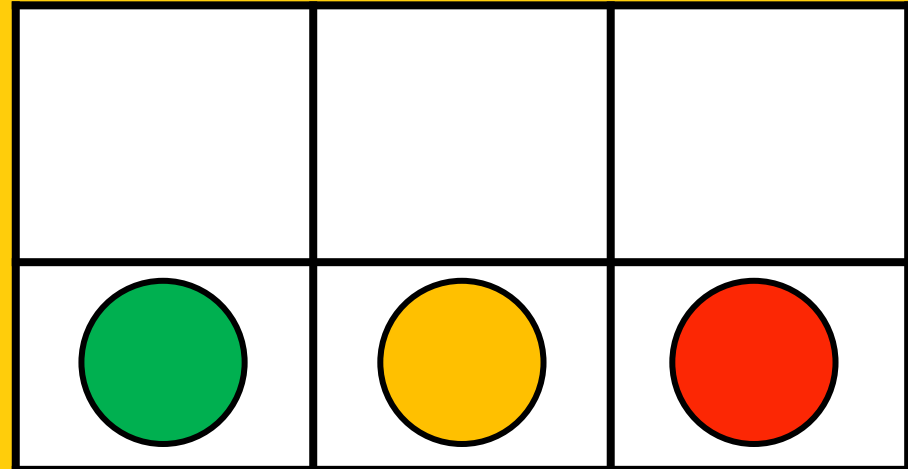
Snap the twig.





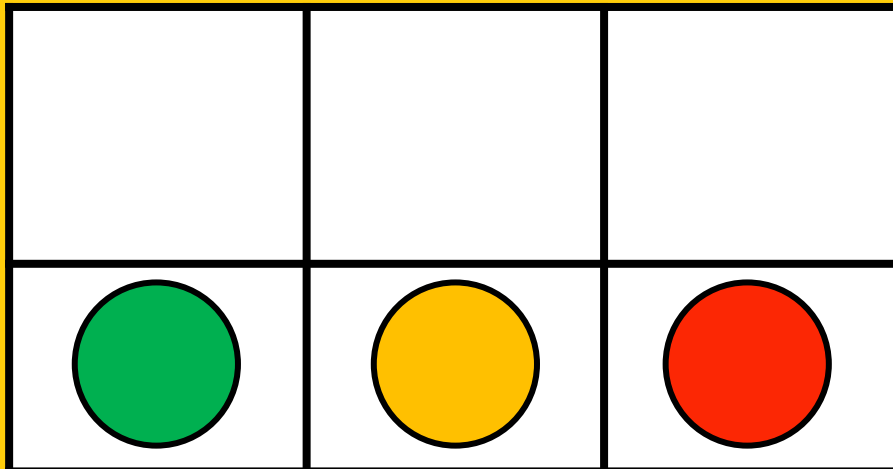
Guided Phonics + Beyond UNIT 3

Little Minds at Work – ©Tara West



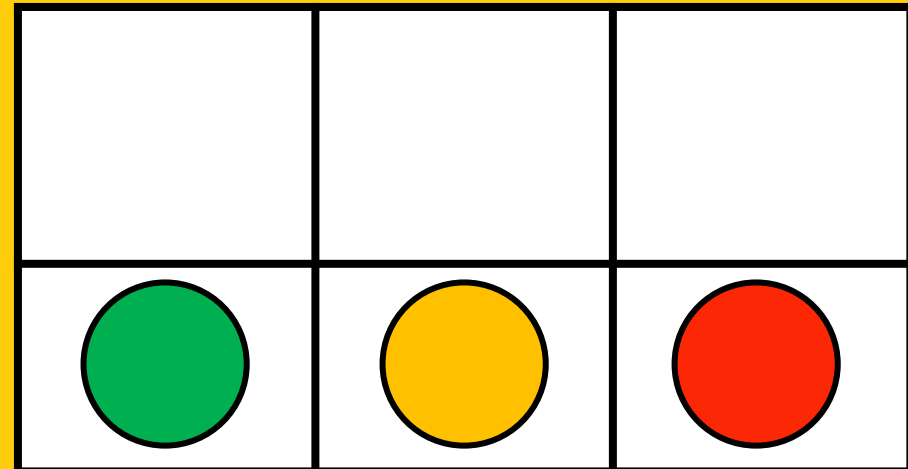
Guided Phonics + Beyond UNIT 3

Little Minds at Work – ©Tara West



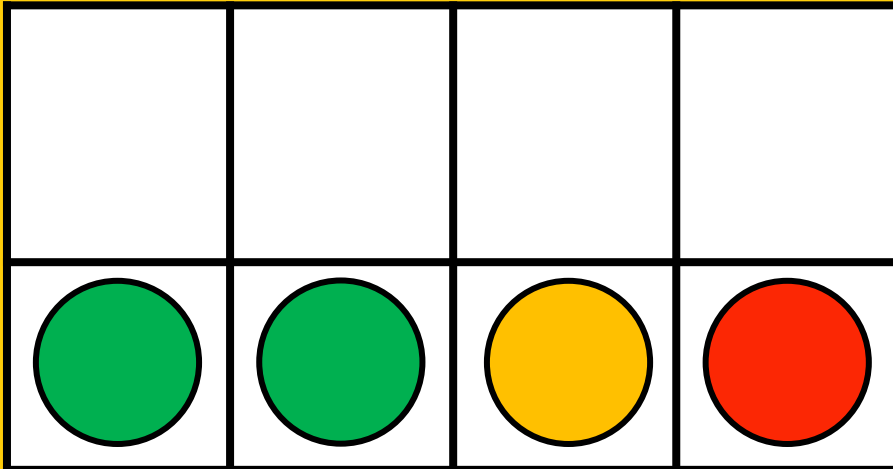
Guided Phonics + Beyond UNIT 3

Little Minds at Work – ©Tara West



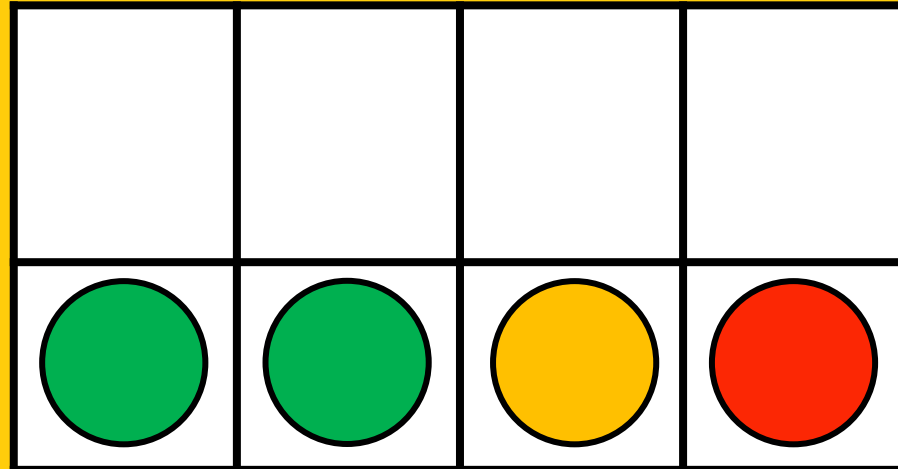
Guided Phonics + Beyond UNIT 3

Little Minds at Work – ©Tara West



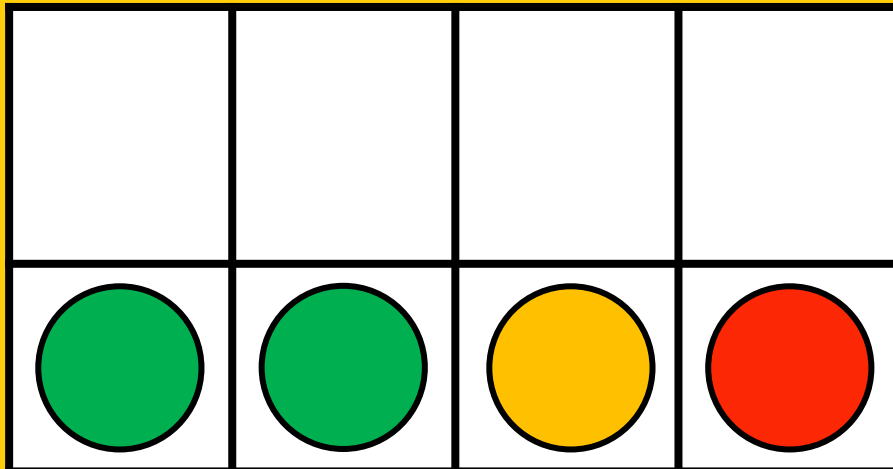
Guided Phonics + Beyond UNIT 3

Little Minds at Work – ©Tara West



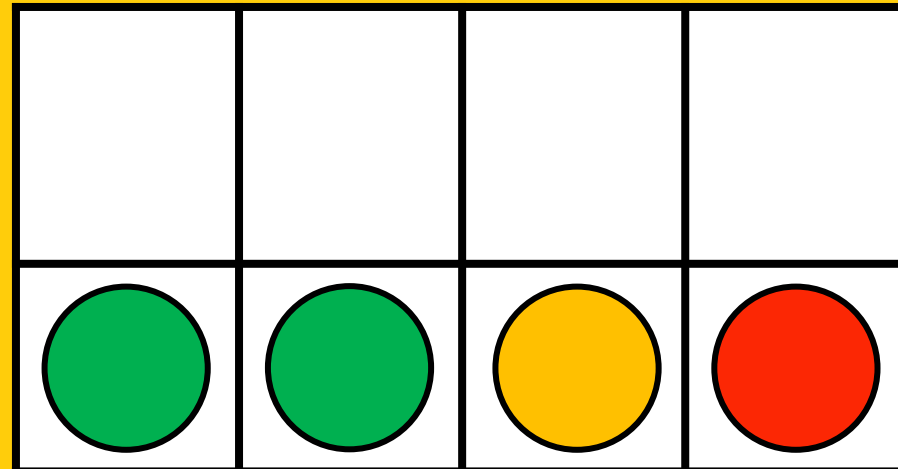
Guided Phonics + Beyond UNIT 3

Little Minds at Work – ©Tara West



Guided Phonics + Beyond UNIT 3

Little Minds at Work – ©Tara West



Guided Phonics + Beyond UNIT 3

Little Minds at Work – ©Tara West

UNIT 3 WORD LIST

Lessons 1-2: sh

shed
shin
cash
fish
shot
shop
shut
bash
ship
rash
dash
Josh
wish
ash
dish
lush
posh
gosh
mash
hash
shun
gash
gush
shag
mush
shim
mosh
nosh
Shad

sash
hush
mesh
lash
rush

Lessons 3-4: th

thin
bath
math
moth
path
thick
that
this
them
then
thud
Seth
Beth

Lesson 6: ck

shock
lack
duck
pack
neck
sick
rock
sack



UNIT 3 WORD LIST

shuck
lock
luck
back
buck
deck
Jack
kick
Mack
mock
Nick
puck
peck
quick
quack
rack
Rick
sock
tick
tack
tuck
Zack

Lesson 7: ch

chip
chat
check
chick
Chuck
chin

chug
rich
Chad
chap
chop

Lesson 9: wh

whiz
whack
whip
wish
wick
Whit
which
whim

Lessons 11-13: ll, ss, ff, zz

fell
tell
will
well
pill
hill
fill
yell
bell
shell
ill
Bill
sell



UNIT 3 WORD LIST

mill
till
Jill
dell
dill
chill
quill
puff
sniff
whiff
off
tiff
cuff
buff
huff
ruff
riff
buzz
jazz
fuzz
whizz
fizz
fuss
mess
chess
less
loss
mass
pass
boss

bass
moss
toss
Jess
lass
sass
kiss
miss
hiss

Lessons 14-15 open syllables

he
be
we
me
she
go
so
no
Jo
Bo
Mo
hi
jumbo
hippo
tempo
unit
polo
tripod
basin



UNIT 3 WORD LIST

Lessons 16-18:

l blends

cliff	flag
blush	fled
blob	flex
blab	flip
blot	flap
bled	flop
blip	flax
bless	flub
bluff	flesh
block	flock
click	flick
clock	glad
clack	glass
cluck	Glen
club	glam
clip	glum
clad	glob
clot	gloss
clog	slip
clap	slot
clam	slim
clod	slid
clop	slam
class	slab
clash	slit
flush	slug
floss	slob
flash	slop
	slat
	sloth



UNIT 3 WORD LIST

slash
slush
slick
slack
sled
plug
plum
plat
pled
plan
plop
plod
plot
plush
block

Lessons 19-22:

r blends

brick
bran
brim
Britt
brag
brat
broth
Brock
brash
brush
frog
fret

froth
frill
frizz
Fran
drip
crop
cross
crack
crick
crash
crack
crush
crib
crab
drug
drop
drip
drab
drill
drum
drag
dress
grid
grab
grip
grim
grin
grub
gram



UNIT 3 WORD LIST

grass
grit
gruff
prop
prep
press
prod
prom
prim
trek
trip
tram
trot
trod
trash
truss
tress
trick
truck
track
trim

Lessons 23-24:

s blends

snap
snack
snuck
sniff
snug
snub

snip
snob
snot
snag
smog
smug
Smith
smell
smash
smack
smock
skin
skull
skid
skim
skit
skill
skip
scan
scum
scam
scud
scat
scoff
scuff
swish
swam
swig
swell



UNIT 3 WORD LIST

swish
swim
spill
spin
spell
spot
span
spun
spat
step
still
stab
stat
stub
stun
staff
stuff
stick
stuck
stiff
stash
stem
stop
stack
stock
spit
spam
spud
speck

Lesson 25:

t blends

twin
twig
twill



SAY IT



TAP IT





MAP IT






BUILD IT



WRITE IT



SAY IT



TAP IT




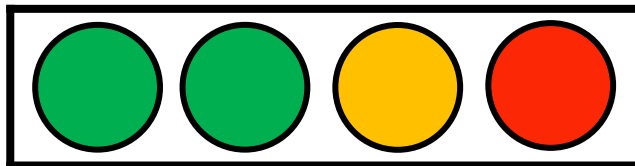
MAP IT







BUILD IT



WRITE IT



a

b

c

d

e

f

g

h

i

j

k

l

m

n

o

p

qu

r

s

t

u

v

w

x

y

z

th

sh

ch

wh

ll

ss

ff

zz



a



b




c



d



e



f



g



h



i



j



k



l



m



n



o



p



qu



r



s



t



u



v



w



x



y



z



th



sh



ch



wh



ll



ss



ff




zz

UNIT 3: DIGRAPHS + BLENDS

Guided Phonics + Beyond

SENTENCE EXPANDERS



Little Minds at Work – ©Tara West

I



I can

I can wish

I can wish a

I can wish a lot.

GPH+B UNIT 3: Lesson 1

Little Minds at Work – ©Tara West

Set



Set it

Set it in

Set it in the

Set it in the dish.

GPH+B UNIT 3: Lesson 2

Little Minds at Work – ©Tara West

That



That big

That big path

That big path has

That big path has fog.

GPH+B UNIT 3: Lesson 3

Little Minds at Work – ©Tara West

They



They like

They like to

They like to do

They like to do math.

GPH+B UNIT 3: Lesson 4

Little Minds at Work – ©Tara West

I



I was

I was in

I was in the

I was in the shop.

GPH+B UNIT 3: Lesson 5

Little Minds at Work – ©Tara West

Jack



Jack did

Jack did pack

Jack did pack a

Jack did pack a sack.

GPH+B UNIT 3: Lesson 6

Little Minds at Work – ©Tara West

I



I am

I am here

I am here with

I am here with Chad.

GPH+B UNIT 3: Lesson 7

Little Minds at Work – ©Tara West

The



The bash

The bash is

The bash is such

The bash is such fun.

GPH+B UNIT 3: Lesson 8

Little Minds at Work – ©Tara West

I



I did

I did not

I did not whack

I did not whack it.

GPH+B UNIT 3: Lesson 9

Little Minds at Work – ©Tara West

Who



Who can

Who can pick

Who can pick this

Who can pick this up?

GPH+B UNIT 3: Lesson 10

Little Minds at Work – ©Tara West

I



I got

I got off

I got off the

I got off the bus.

GPH+B UNIT 3: Lesson 11

Little Minds at Work – ©Tara West

They



They will

They will fill

They will fill it

They will fill it up.

GPH+B UNIT 3: Lesson 12

Little Minds at Work – ©Tara West

I



I will

I will huff

I will huff and

I will huff and puff.

GPH+B UNIT 3: Lesson 13

Little Minds at Work – ©Tara West

She



She can

She can see

She can see it

She can see it fizz.

GPH+B UNIT 3: Lesson 14

Little Minds at Work – ©Tara West

Jill



Jill said

Jill said to

Jill said to him

Jill said to him, “No.”

GPH+B UNIT 3: Lesson 15

Little Minds at Work – ©Tara West

Here



Here is

Here is a

Here is a big

Here is a big blob.

GPH+B UNIT 3: Lesson 16

Little Minds at Work – ©Tara West

He



He is

He is glad

He is glad to

He is glad to play.

GPH+B UNIT 3: Lesson 17

Little Minds at Work – ©Tara West

Your



Your clock

Your clock is

Your clock is not

Your clock is not red.

GPH+B UNIT 3: Lesson 18

Little Minds at Work – ©Tara West

The



The kid

The kid will

The kid will not

The kid will not brag.

GPH+B UNIT 3: Lesson 19

Little Minds at Work – ©Tara West

Did



Did you

Did you press

Did you press on

Did you press on it?

GPH+B UNIT 3: Lesson 20

Little Minds at Work – ©Tara West

I



I play

I play on

I play on the

I play on the drum.

GPH+B UNIT 3: Lesson 21

Little Minds at Work – ©Tara West

You



You will

You will be

You will be a

You will be a grad.

GPH+B UNIT 3: Lesson 22

Little Minds at Work – ©Tara West

Will



Will you

Will you skip

Will you skip or

Will you skip or snap?

GPH+B UNIT 3: Lesson 23

Little Minds at Work – ©Tara West

We



We will

We will stack

We will stack it

We will stack it up.

He



He can

He can swim

He can swim with

He can swim with me.


UNIT 3: DIGRAPHS + BLENDS

Guided Phonics + Beyond

WORD CHAINS



Little Minds at Work – ©Tara West

r	u	s ²	h ²	a	
c	g	d	i	f	

rush → rash

rash → cash

cash → sash

sash → gash

gash → gush

gush → hush

hush → hash


hash → dash

dash → dish

dish → fish

GPH+B UNIT 3: Lesson 1

Little Minds at Work – ©Tara West

s ²	h ²	e	d	o	
p	i	n	u	t	

shed → shod

shod → shop

shop → ship

ship → shin

shin → shun

shun → shush

shush → shut


shut → shot

shot → shop

shop → shod

GPH+B UNIT 3: Lesson 2

Little Minds at Work – ©Tara West

b	e	t	h	a	
p	m	o	l	i	

Beth → bath

bath → path

path → math

math → moth

moth → math


math → lath

lath → bath

bath → path

path → pith

pith → path

t ²	h	a	n	e	
m	i	s	u	d	

that → than

than → then

then → them

them → then

then → thin

thin → this

this → thus


thus → thud

thud → Thad

Thad → than

GPH+B UNIT 3: Lesson 4

Little Minds at Work – ©Tara West

h ²	u	s	a	b	
t	m	g	r		

hush → hash

hash → bash

bash → bath

bath → math

math → mash

mash → mush

mush → gush

gush → gash

gash → rash


rash → rush

GPH+B UNIT 3: Lessons 5

Little Minds at Work – ©Tara West

GPH+B UNIT 3: Lesson 3

Little Minds at Work – ©Tara West

b	a	c	k ²	l	
u	i	s	o	d	

back → buck

buck → luck

luck → lack

lack → lick

lick → kick


kick → sick

sick → sack

sack → sock

sock → dock

dock → duck

c ²	h	a	d	t	
p	o	i	n	k	

Chad → chat

chat → chap

chap → chop

chop → chip

chip → chin


chin → chit

chit → chick

chick → chock

chock → chop

chop → chap

s	u	c	h	m	
a	t	b	r	k	

such → much

much → mush

mush → mash

mash → math

math → bath


bath → bash

bash → cash

cash → mash

mash → rash

rash → rack

w	h	e	n	t	
i	p	z	m	a	

when → whet

whet → Whit

Whit → whip

whip → whiz

whiz → whim


whim → wham

wham → whim

whim → Whit

Whit → whet

whet → when

w	h ²	i	c ²	p	
s	n	t	k	u	

which → whip

whip → chip

chip → ship

ship → shin

shin → thin


thin → thick

thick → wick

wick → chick

chick → Chuck

Chuck → tuck

c	h	e	s ²	l	
m	a	o	t	b	

chess → less

less → mess

mess → mass

mass → moss

moss → loss


loss → toss

toss → boss

boss → bass

bass → mass

mass → mess

w	h	i	f ²	t	
r	u	c	p	b	

whiff → tiff

tiff → riff

riff → ruff

ruff → huff

huff → cuff


cuff → puff

puff → chuff

chuff → buff

buff → tuff

tuff → tiff

c	h	i	l ²	f	
e	s	b	w		

chill → hill

hill → fill

fill → fell

fell → shell

shell → sell


sell → bell

bell → bill

bill → sill

sill → will

will → well

s	h	e	w	m	
b					

she → he

he → we

we → me

me → be

be → he


he → me

me → she

she → we

we → be

be → me

s	o	g	n	j	
b	l	m			

so → go

go → no

no → Jo

Jo → Bo

Bo → lo


lo → Mo

Mo → go

go → Jo

Jo → so

so → no

b	l	i	p	c	
f ²	a	s ²	h	u	

blip → clip

clip → flip

flip → flap

flap → clap

clap → class


class → clash

clash → flash

flash → flush

flush → blush

blush → bluff

g	l	a	d	s ²	
o	b	t	p ²		

glad → glass

glass → gloss

gloss → glob

glob → slob

slob → slot


slot → plot

plot → plop

plop → slop

slop → slap

slap → slat

s ²	l	o	h	a	
c	p	b	t	k	

slosh → slash

slash → clash

clash → class

class → clap

clap → clop


clop → slop

slop → slob

slob → blob

blob → blot

blot → block

b	r	i	c ²	k	
o	a	g	s ²	d	

brick → Brock

Brock → crock

crock → crack

crack → crab

crab → crag


crag → brag

brag → brass

brass → grass

grass → grab

grab → drab

t	r	u	s ²	e	
p ²	o	m	i	g	

truss → tress

tress → press

press → prep

prep → prop

prop → prom


prom → prim

prim → trim

trim → trip

trip → grip

grip → grim

b	r	a	s ²	h	
c ²	t	p	k	g	

brash → crash

crash → trash

trash → trap

trap → track

track → crack


crack → crab

crab → grab

grab → grass

grass → brass

brass → brag

t	r	u	c	k	
a	i	p	m	g	

truck → track

track → trick

trick → prick

prick → prim

prim → grim


grim → grip

grip → trip

trip → trap

trap → tram

tram → gram

s	k	i	n	m	
p	a	c	u	g	

skin → skim

skim → skip

skip → snip

snip → snap

snap → snack

snack → snuck


snuck → snug

snug → snag

snag → snap

snap → snip

s	p	a	m	n
u	d	t	c	k



spam → span

span → spun

spun → spud

spud → stud

stud → stun

stun → Stan


Stan → stack

stack → stuck

stuck → stun

stun → spun

s	n	i	f ²	t
u	a	c	k	b



sniff → stiff

stiff → stuff

stuff → staff

staff → stack

stack → stuck

stuck → snuck

snuck → snub

snub → stub

stub → stun

stun → Stan

UNIT 3: DIGRAPHS + BLENDS

Guided Phonics + Beyond

PHONEMIC AWARENESS ROUTINES



Little Minds at Work – ©Tara West

Sound Isolation



"I will state a word. You listen and respond."

fish

What's the first sound?

What's the last sound?

What's the medial sound?

What letter is making the /f/ sound?

What letters are making the /sh/ sound?

Guided Phonics + Beyond UNIT 3

Little Minds at Work – ©Tara West

Sound Isolation



"I will state a word. You listen and respond."

shop

What's the first sound?

What's the last sound?

What's the medial sound?

What letters are making the /sh/ sound?

What letter is making the /p/ sound?

Guided Phonics + Beyond UNIT 3

Little Minds at Work – ©Tara West

Sound Isolation



"I will state a word. You listen and respond."

math

What's the first sound?

What's the last sound?

What's the medial sound?

What letter is making the /m/ sound?

What letters are making the /th/ sound?

Guided Phonics + Beyond UNIT 3

Little Minds at Work – ©Tara West

Sound Isolation



"I will state a word. You listen and respond."

thin

What's the first sound?

What's the last sound?

What's the medial sound?

What letters are making the /th/ sound?

What letter is making the /n/ sound?

Guided Phonics + Beyond UNIT 3

Little Minds at Work – ©Tara West

Sound Isolation



"I will state a word. You listen and respond."

cash

What's the first sound?

What's the last sound?

What's the medial sound?

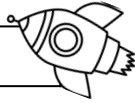
What letter is making the /k/ sound?

What letters are making the /sh/ sound?

Guided Phonics + Beyond UNIT 3

Little Minds at Work – ©Tara West

Sound Isolation



"I will state a word. You listen and respond."

duck

What's the first sound?

What's the last sound?

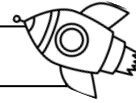
What's the medial sound?

What letter is making the /d/ sound?

What letters are making the /k/ sound?

Little Minds at Work – ©Tara West

Sound Isolation



"I will state a word. You listen and respond."

rich

What's the first sound?

What's the last sound?

What's the medial sound?

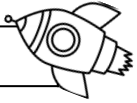
What letter is making the /r/ sound?

What letters are making the /ch/ sound?

Guided Phonics + Beyond UNIT 3

Little Minds at Work – ©Tara West

Sound Isolation



"I will state a word. You listen and respond."

chick

What's the first sound?

What's the last sound?

What's the medial sound?


What letters are making the /ch/ sound?

What letters are making the /k/ sound?

Guided Phonics + Beyond UNIT 3

Little Minds at Work – ©Tara West

Sound Isolation



"I will state a word. You listen and respond."

whack

What's the first sound?

What's the last sound?

What's the medial sound?

What letters are making the /wh/ sound?

What letters are making the /k/ sound?

Little Minds at Work – ©Tara West

Sound Isolation



"I will state a word. You listen and respond."

whiz

What's the first sound?

What's the last sound?

What's the medial sound?

What letters are making the /wh/ sound?

What letter is making the /z/ sound?

Guided Phonics + Beyond UNIT 3

Little Minds at Work – ©Tara West

Sound Isolation



"I will state a word. You listen and respond."

bell

What's the first sound?

What's the last sound?

What's the medial sound?

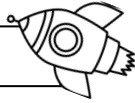
What letter is making the /b/ sound?

What letters are making the /l/ sound?

Guided Phonics + Beyond UNIT 3

Little Minds at Work – ©Tara West

Sound Isolation



"I will state a word. You listen and respond."

fizz

What's the first sound?

What's the last sound?

What's the medial sound?

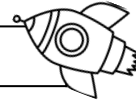
What letter is making the /f/ sound?

What letters are making the /z/ sound?

Guided Phonics + Beyond UNIT 3

Little Minds at Work – ©Tara West

Sound Isolation



"I will state a word. You listen and respond."

mess

What's the first sound?

What's the last sound?

What's the medial sound?


What letter is making the /m/ sound?

What letters are making the /s/ sound?

Guided Phonics + Beyond UNIT 3

Little Minds at Work – ©Tara West

Sound Isolation



"I will state a word. You listen and respond."

huff

What's the first sound?

What's the last sound?

What's the medial sound?


What letter is making the /h/ sound?

What letters are making the /f/ sound?

Guided Phonics + Beyond UNIT 3

Little Minds at Work – ©Tara West

Sound Isolation



"I will state a word. You listen and respond."

shell

What's the first sound?

What's the last sound?

What's the medial sound?

What letters are making the /sh/ sound?

What letters are making the /l/ sound?

Guided Phonics + Beyond UNIT 3

Little Minds at Work – ©Tara West

Sound Isolation



"I will state a word. You listen and respond."

blush

What's the first sound?

What's the next sound?

What's the medial sound?

What's the last sound?

What letters are making the /sh/ sound?

Guided Phonics + Beyond UNIT 3

Little Minds at Work – ©Tara West

Sound Isolation



"I will state a word. You listen and respond."

pluck

What's the first sound?

What's the next sound?

What's the medial sound?

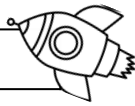
What's the last sound?

What letters are making the /k/ sound?

Guided Phonics + Beyond UNIT 3

Little Minds at Work – ©Tara West

Sound Isolation



"I will state a word. You listen and respond."

sloth

What's the first sound?

What's the next sound?

What's the medial sound?

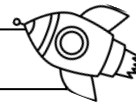
What's the last sound?

What letters are making the /th/ sound?

Guided Phonics + Beyond UNIT 3

Little Minds at Work – ©Tara West

Sound Isolation



"I will state a word. You listen and respond."

crash

What's the first sound?

What's the next sound?

What's the medial sound?


What's the last sound?

What letters are making the /sh/ sound?

Guided Phonics + Beyond UNIT 3

Little Minds at Work – ©Tara West

Sound Isolation



"I will state a word. You listen and respond."

press

What's the first sound?

What's the next sound?

What's the medial sound?

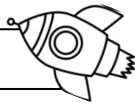
What's the last sound?

What letters are making the /s/ sound?

Guided Phonics + Beyond UNIT 3

Little Minds at Work – ©Tara West

Sound Isolation



"I will state a word. You listen and respond."

frizz

What's the first sound?

What's the next sound?

What's the medial sound?

What's the last sound?

What letters are making the /z/ sound?

Guided Phonics + Beyond UNIT 3

Little Minds at Work – ©Tara West

Sound Isolation



"I will state a word. You listen and respond."

grass

What's the first sound?

What's the next sound?

What's the medial sound?

What's the last sound?

What letters are making the /s/ sound?

Guided Phonics + Beyond UNIT 3

Little Minds at Work – ©Tara West

Sound Isolation



"I will state a word. You listen and respond."

sniff

What's the first sound?

What's the next sound?

What's the medial sound?


What's the last sound?

What letters are making the /f/ sound?

Guided Phonics + Beyond UNIT 3

Little Minds at Work – ©Tara West

Sound Isolation



"I will state a word. You listen and respond."

swish

What's the first sound?


What's the next sound?

What's the medial sound?

What's the last sound?

What letters are making the /sh/ sound?

Sound Isolation



"I will state a word. You listen and respond."

twill

What's the first sound?

What's the next sound?

What's the medial sound?

What's the last sound?

What letters are making the /l/ sound?

Segmenting Words



"I will state a word. You will segment the sounds."

fish

dish

ship

shop

rash

bash

shin

shed

posh

lash

Guided Phonics + Beyond UNIT 3

Little Minds at Work – ©Tara West

Segmenting Words



"I will state a word. You will segment the sounds."

thin

moth

with

bath

then

thick

thud

Beth


math

path

Guided Phonics + Beyond UNIT 3

Little Minds at Work – ©Tara West

Segmenting Words



"I will state a word. You will segment the sounds."

cash

thud

math

shut

sash

thin

Seth

mash

rash

bath

Guided Phonics + Beyond UNIT 3

Little Minds at Work – ©Tara West

Segmenting Words



"I will state a word. You will segment the sounds."

peck

sick

duck

shack

chick

luck

back

sack

tick

muck

Guided Phonics + Beyond UNIT 3

Little Minds at Work – ©Tara West

Segmenting Words



"I will state a word. You will segment the sounds."

chip

Chuck

rich

chap

much

chin

Chad

chick

chat

such

Guided Phonics + Beyond UNIT 3

Little Minds at Work – ©Tara West

Segmenting Words



"I will state a word. You will segment the sounds."

chop

rash

thick

much

chat

bash

thin

such

shed

Beth

Guided Phonics + Beyond UNIT 3

Little Minds at Work – ©Tara West

Segmenting Words



"I will state a word. You will segment the sounds."

whim

whack

when

whip

Whit

whiz

wham

whet

hush

gosh

Guided Phonics + Beyond UNIT 3

Little Minds at Work – ©Tara West

Segmenting Words



"I will state a word. You will segment the sounds."

wish

path

chop

whiz

rush

with

chat

when

shock

whack

Guided Phonics + Beyond UNIT 3

Little Minds at Work – ©Tara West

Segmenting Words



"I will state a word. You will segment the sounds."

well

hiss

fuss

hill

chill

kiss

less

fell

shell

mess

Guided Phonics + Beyond UNIT 3

Little Minds at Work – ©Tara West

Segmenting Words



"I will state a word. You will segment the sounds."

fizz

cuff

huff

tiff

puff

buzz

chaff

buff

fuzz

riff

Guided Phonics + Beyond UNIT 3

Little Minds at Work – ©Tara West

Segmenting Words



"I will state a word. You will segment the sounds."

buzz

mass

riff

pill

hiss

cuff

fizz

moss

Jill

loss

Guided Phonics + Beyond UNIT 3

Little Minds at Work – ©Tara West

Segmenting Words



"I will state a word. You will segment the sounds."

block

clap

flash

glass

pluck

slug

glad

sloth

flick

blush

Guided Phonics + Beyond UNIT 3

Little Minds at Work – ©Tara West

Segmenting Words



"I will state a word. You will segment the sounds."

trim

press

grip

frizz

drip

crop

brim

truck

frill

dress

Segmenting Words



"I will state a word. You will segment the sounds."

swim

skin

scab

snap

smash

spill

Smith

sniff

still

skill

Segmenting Words



"I will state a word. You will segment the sounds."

twig

flat

track

step

click

twin


frog

drag

twill

trash

Blending Syllables



"I will state a word. You will blend the word."

un-fit

rab-bit

pig-let

mag-net

in-dex

al-bum

cob-web

shin-dig

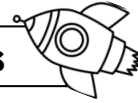
bas-ket

dock-hand

Guided Phonics + Beyond UNIT 3

Little Minds at Work – ©Tara West

Blending Syllables



"I will state a word. You will blend the word."

cat-fish

muf-fin

mas-cot

hap-pen

ten-nis

kit-ten

up-set

nap-kin


sun-tan

cac-tus

Guided Phonics + Beyond UNIT 3

Little Minds at Work – ©Tara West

Blending Syllables



"I will state a word. You will blend the word."

bath-tub

pump-kin

den-tist

traf-fic

con-test

bob-cat

pup-pet

trash-can

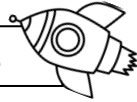
nut-meg

jack-pot

Guided Phonics + Beyond UNIT 3

Little Minds at Work – ©Tara West

Blending Syllables



"I will state a word. You will blend the word."

com-plex

sub-mit

im-press

vel-vet

cat-nip

win-ter

ad-mit

lap-top


pen-cil

bath-mat

Guided Phonics + Beyond UNIT 3

Little Minds at Work – ©Tara West

Blending Syllables



"I will state a word. You will blend the word."

him-self

ab-sent

rain-bow

hub-cap

barn-yard

nut-shell

back-pack

mag-net


hec-tic

ton-sil

Guided Phonics + Beyond UNIT 3

Little Minds at Work – ©Tara West

Blending Syllables



"I will state a word. You will blend the word."

hair-cut

egg-shell

him-self

pig-pen

zig-zag

trum-pet

lap-top

cup-cake

in-vent

af-ter

Guided Phonics + Beyond UNIT 3

Little Minds at Work – ©Tara West

Manipulating Sounds



"I will state a word. You manipulate the sound."

fit - change /t/ to /sh/

rag - change /g/ to /sh/

dip - change /d/ to /sh/

top - change /t/ to /sh/

lab - change /b/ to /sh/

Manipulating Sounds



"I will state a word. You manipulate the sound."

bath - change /th/ to /sh/

math - change /a/ to /o/

thin - change /n/ to /k/

wish - change /sh/ to /th/

chin - change /ch/ to /sh/

Manipulating Sounds



"I will state a word. You manipulate the sound."

bell - change /b/ to /w/

hill - change /l/ to /s/

fizz - change /i/ to /u/

puff - change /p/ to /h/

mess - change /e/ to /i/

Manipulating Sounds



"I will state a word. You manipulate the sound."

chill - change /l/ to /k/

whiff - change /f/ to /z/

chick - change /i/ to /u/

shock - change /k/ to /t/

less - change /l/ to /ch/

Manipulating Sounds



"I will state a word. You manipulate the sound."

swim - change /m/ to /sh/

flop - change /p/ to /s/

grip - change /p/ to /n/

truck - change /u/ to /i/

snap - change /p/ to /k/

Manipulating Sounds



"I will state a word. You manipulate the sound."

crush - change /u/ to /a/

spell - change /e/ to /i/

glass - change /a/ to /o/


black - change /k/ to /b/

still - change /l/ to /k/

UNIT 3: DIGRAPHS + BLENDS


Guided Phonics + Beyond

DICTATION ROUTINES



Little Minds at Work – ©Tara West

Dictation



"I will state a word for you to write."

shed

shin

cash

fish

shot

shop

"I will state a phrase for you to write."

I had a wish.

The dog got a shot.

GPH+B UNIT 3 Lesson 1

Little Minds at Work – ©Tara West

Dictation



"I will state a word for you to write."

shut

bash

ship

rash

dash

wish

"I will state a phrase for you to write."

The kid has a rash.

Get on the ship.

GPH+B UNIT 3 Lesson 2

Little Minds at Work – ©Tara West

Dictation



"I will state a word for you to write."

math

thud

thin

bath

then

them

"I will state a phrase for you to write."

I like to do math.

The pet had a bath.

GPH+B UNIT 3 Lesson 3

Little Minds at Work – ©Tara West

Dictation



"I will state a word for you to write."

that

this

path

moth

thick

than

"I will state a phrase for you to write."

The moth is big.

The can had thick jam.

GPH+B UNIT 3 Lesson 4

Little Minds at Work – ©Tara West

Dictation



"I will state a word for you to write."

sash

hush

pith

rush

mesh

lash

"I will state a phrase for you to write."

Beth got a sash.

Did you rush?

GPH+B UNIT 3 Lesson 5

Little Minds at Work – ©Tara West

Dictation



"I will state a word for you to write."

pack

lock

duck

neck

sick

rock

"I will state a phrase for you to write."

Pick up a rock.

Mack is sick.

GPH+B UNIT 3 Lesson 6

Little Minds at Work – ©Tara West

Dictation



"I will state a word for you to write."

chop

chip

chap

rich

check

chat

"I will state a phrase for you to write."

Check on him.

He hit his chin.

GPH+B UNIT 3 Lesson 7

Little Minds at Work – ©Tara West

Dictation



"I will state a word for you to write."

chug

mash

lush

chum

than

chin

"I will state a phrase for you to write."

Do not chug it.

Mash up the yam.

GPH+B UNIT 3 Lesson 8

Little Minds at Work – ©Tara West

Dictation



"I will state a word for you to write."

whiz

whack

whim

which

whip

when

"I will state a phrase for you to write."

The kid is a whiz.

I did it on a whim.

GPH+B UNIT 3 Lesson 9

Little Minds at Work – ©Tara West

Dictation



"I will state a word for you to write."

tack

thud

shun

chock

whiz

wick

"I will state a phrase for you to write."

You lit the wick.

This is a posh hut.

GPH+B UNIT 3 Lesson 10

Little Minds at Work – ©Tara West

Dictation



"I will state a word for you to write."

less

bass

moss

miss

loss

boss

"I will state a phrase for you to write."

Mom has a boss.

I miss you a lot.

GPH+B UNIT 3 Lesson 11

Little Minds at Work – ©Tara West

Dictation



"I will state a word for you to write."

mill

cuff

chill

buff

till

huff

"I will state a phrase for you to write."

Fix your cuff.

Go to the mill.

Dictation



"I will state a word for you to write."

jazz

sell

fuzz

dell

shell

buzz

"I will state a phrase for you to write."

The bug can buzz.

This shell is wet.

Dictation



"I will state a word for you to write."

she

me

be

hi

we

he

"I will state a phrase for you to write."

I can be here.

She can hop.

Dictation



"I will state a word for you to write."

so

go

Jo

Mo

lo

no

"I will state a phrase for you to write."

Go with Jo.

Mo is so mad at me.

Dictation



"I will state a word for you to write."

flex

clap

bluff

clog

blot

flick

"I will state a phrase for you to write."

Flip it in the pan.

Fix the clog.

Dictation



"I will state a word for you to write."

sloth

plus

slim

gloss

glam

plop

"I will state a phrase for you to write."

A sloth is not a pet.

Stick it in the slot.

Dictation



"I will state a word for you to write."

pluck

bliss

slush

black

flat

plum

"I will state a phrase for you to write."

The van had a flat.

Get on the sled with me.

Dictation



"I will state a word for you to write."

cross

brim

frill

froth

drop

frizz

"I will state a phrase for you to write."

A tot is in the crib.

Fix your hat brim.

Dictation



"I will state a word for you to write."

prop

grip

trod

grid

trot

prick

"I will state a phrase for you to write."

I like your grin.

We like his plan.

Dictation



"I will state a word for you to write."

drum

trick

crush

trim

grub

crab

"I will state a phrase for you to write."

Set up the trap.

Can you crush the can?

Dictation



"I will state a word for you to write."

grill

track

drag

cram

brush

fresh

"I will state a phrase for you to write."

Do not press that!

Toss trash into the bin.

Dictation



"I will state a word for you to write."

skill

smell

snip

scam

smock

skim

"I will state a phrase for you to write."

What did you smash?

I am in the skit.

Dictation



"I will state a word for you to write."

stag

stuck

twill

stem

spun

swell

"I will state a phrase for you to write."

Pick up the twig.

Can you smell it?

Dictation



"I will state a word for you to write."

swish

smog

stash

scuff

snug

twin

"I will state a phrase for you to write."

The stag is big.

This is a lot of stuff.

Name:

Dictation Practice




Listen and write.

UNIT 3: DIGRAPHS + BLENDS

Guided Phonics + Beyond

MAPPING ROUTINES



Little Minds at Work – ©Tara West

Orthographic Word Mapping



"Listen.
Repeat
the word."

"Tap the
sounds in
the word."

"Map the
sounds in
the word."

dish

/d/, /i/, /sh/

/d/, /i/, /sh/

shed

/sh/, /e/, /d/

/sh/, /e/, /d/

shin

/sh/, /i/, /n/

/sh/, /i/, /n/

fish

/f/, /i/, /sh/

/f/, /i/, /sh/

"After you map the sounds, write a letter for each sound. What is the word? What are the sounds? How do we spell the word?"

GPH+B UNIT 3 Lesson 1

Little Minds at Work – ©Tara West

Orthographic Word Mapping



"Listen.
Repeat
the word."

"Tap the
sounds in
the word."

"Map the
sounds in
the word."

shop

/sh/, /o/, /p/

/sh/, /o/, /p/

mash

/m/, /a/, /sh/

/m/, /a/, /sh/

hush

/h/, /u/, /sh/

/h/, /u/, /sh/

shot

/sh/, /o/, /t/

/sh/, /o/, /t/

"After you map the sounds, write a letter for each sound. What is the word? What are the sounds? How do we spell the word?"

GPH+B UNIT 3 Lesson 2

Little Minds at Work – ©Tara West

Orthographic Word Mapping



"Listen.
Repeat
the word."

"Tap the
sounds in
the word."

"Map the
sounds in
the word."

math

/m/, /a/, /th/

/m/, /a/, /th/

path

/p/, /a/, /th/

/p/, /a/, /th/

thud

/th/, /u/, /d/

/th/, /u/, /d/

thin

/th/, /i/, /n/

/th/, /i/, /n/

"After you map the sounds, write a letter for each sound. What is the word? What are the sounds? How do we spell the word?"

GPH+B UNIT 3 Lesson 3

Little Minds at Work – ©Tara West

Orthographic Word Mapping



"Listen.
Repeat
the word."

"Tap the
sounds in
the word."

"Map the
sounds in
the word."

that

/th/, /a/, /t/

/th/, /a/, /t/

thick

/th/, /i/, /k/

/th/, /i/, /k/

moth

/m/, /o/, /th/

/m/, /o/, /th/

then

/th/, /e/, /n/

/th/, /e/, /n/

"After you map the sounds, write a letter for each sound. What is the word? What are the sounds? How do we spell the word?"

GPH+B UNIT 3 Lesson 4

Little Minds at Work – ©Tara West

Orthographic Word Mapping



"Listen.
Repeat
the word."

"Tap the
sounds in
the word."

"Map the
sounds in
the word."

lush

/l/, /u/, /sh/

/l/, /u/, /sh/

them

/th/, /e/, /m/

/th/, /e/, /m/

this

/th/, /i/, /s/

/th/, /i/, /s/

rash

/r/, /a/, /sh/

/r/, /a/, /sh/

"After you map the sounds, write a letter for each sound. What is the word? What are the sounds? How do we spell the word?"

GPH+B UNIT 3 Lesson 5

Little Minds at Work – ©Tara West

Orthographic Word Mapping



"Listen.
Repeat
the word."

"Tap the
sounds in
the word."

"Map the
sounds in
the word."

dock

/d/, /o/, /k/

/d/, /o/, /k/

peck

/p/, /e/, /k/

/p/, /e/, /k/

shock

/sh/, /o/, /k/

/sh/, /o/, /k/

kick

/k/, /i/, /k/

/k/, /i/, /k/

"After you map the sounds, write a letter for each sound. What is the word? What are the sounds? How do we spell the word?"

Orthographic Word Mapping



"Listen.
Repeat
the word."

"Tap the
sounds in
the word."

"Map the
sounds in
the word."

chin

/ch/, /i/, /n/

/ch/, /i/, /n/

much

/m/, /u/, /ch/

/m/, /u/, /ch/

rich

/r/, /i/, /ch/

/r/, /i/, /ch/

check

/ch/, /e/, /k/

/ch/, /e/, /k/

"After you map the sounds, write a letter for each sound. What is the word? What are the sounds? How do we spell the word?"

Orthographic Word Mapping



"Listen.
Repeat
the word."

"Tap the
sounds in
the word."

"Map the
sounds in
the word."

such

/s/, /u/, /ch/

/s/, /u/, /ch/

with

/w/, /i/, /th/

/w/, /i/, /th/

rush

/r/, /u/, /sh/

/r/, /u/, /sh/

bash

/b/, /a/, /sh/

/b/, /a/, /sh/

"After you map the sounds, write a letter for each sound. What is the word? What are the sounds? How do we spell the word?"

Orthographic Word Mapping



"Listen.
Repeat
the word."

"Tap the
sounds in
the word."

"Map the
sounds in
the word."

which

/wh/, /i/, /ch/

/wh/, /i/, /ch/

whim

/wh/, /i/, /m/

/wh/, /i/, /m/

whip

/wh/, /i/, /p/

/wh/, /i/, /p/

when

/wh/, /e/, /n/

/wh/, /e/, /n/

"After you map the sounds, write a letter for each sound. What is the word? What are the sounds? How do we spell the word?"

Orthographic Word Mapping



"Listen.
Repeat
the word."

"Tap the
sounds in
the word."

"Map the
sounds in
the word."

wish

/w/, /i/, /sh/

/w/, /i/, /sh/

than

/th/, /a/, /n/

/th/, /a/, /n/

whack

/wh/, /a/, /k/

/wh/, /a/, /k/

gosh

/g/, /o/, /sh/

/g/, /o/, /sh/

"After you map the sounds, write a letter for each sound. What is the word? What are the sounds? How do we spell the word?"

Orthographic Word Mapping



"Listen.
Repeat
the word."

"Tap the
sounds in
the word."

"Map the
sounds in
the word."

puff

/p/, /u/, /f/

/p/, /u/, /f/

hiss

/h/, /i/, /s/

/h/, /i/, /s/

tiff

/t/, /i/, /f/

/t/, /i/, /f/

kiss

/k/, /i/, /s/

/k/, /i/, /s/

"After you map the sounds, write a letter for each sound. What is the word? What are the sounds? How do we spell the word?"

Orthographic Word Mapping



"Listen.
Repeat
the word."

"Tap the
sounds in
the word."

"Map the
sounds in
the word."

chill

/ch/, /i/, /l/

/ch/, /i/, /l/

jazz

/j/, /a/, /z/

/j/, /a/, /z/

hill

/h/, /i/, /l/

/h/, /i/, /l/

fill

/f/, /i/, /l/

/f/, /i/, /l/

"After you map the sounds, write a letter for each sound. What is the word? What are the sounds? How do we spell the word?"

Orthographic Word Mapping



"Listen.
Repeat
the word."

"Tap the
sounds in
the word."

"Map the
sounds in
the word."

buzz

/b/, /u/, /z/

/b/, /u/, /z/

shell

/sh/, /e/, /l/

/sh/, /e/, /l/

yell

/y/, /e/, /l/

/y/, /e/, /l/

fizz

/f/, /i/, /z/

/f/, /i/, /z/

"After you map the sounds, write a letter for each sound. What is the word? What are the sounds? How do we spell the word?"

Orthographic Word Mapping



"Listen.
Repeat
the word."

"Tap the
sounds in
the word."

"Map the
sounds in
the word."

be

/b/, /ē/

/b/, /ē/

me

/m/, /ē/

/m/, /ē/

she

/sh/, /ē/

/sh/, /ē/

we

/w/, /ē/

/w/, /ē/

"After you map the sounds, write a letter for each sound. What is the word? What are the sounds? How do we spell the word?"

Orthographic Word Mapping



"Listen.
Repeat
the word."

"Tap the
sounds in
the word."

"Map the
sounds in
the word."

go

/g/, /ō/

/g/, /ō/

no

/n/, /ō/

/n/, /ō/

Jo

/j/, /ō/

/j/, /ō/

so

/s/, /ō/

/s/, /ō/

"After you map the sounds, write a letter for each sound. What is the word? What are the sounds? How do we spell the word?"

Orthographic Word Mapping



"Listen.
Repeat
the word."

"Tap the
sounds in
the word."

"Map the
sounds in
the word."

block

/b/, /l/, /o/, /k/

/b/, /l/, /o/, /k/

flick

/f/, /l/, /i/, /k/

/f/, /l/, /i/, /k/

clam

/k/, /l/, /a/, /m/

/k/, /l/, /a/, /m/

cluck

/k/, /l/, /u/, /k/

/k/, /l/, /u/, /k/

"After you map the sounds, write a letter for each sound. What is the word? What are the sounds? How do we spell the word?"

Orthographic Word Mapping



"Listen.
Repeat
the word."

"Tap the
sounds in
the word."

"Map the
sounds in
the word."

plop

/p/, /l/, /o/, /p/

/p/, /l/, /o/, /p/

slug

/s/, /l/, /u/, /g/

/s/, /l/, /u/, /g/

glad

/g/, /l/, /a/, /d/

/g/, /l/, /a/, /d/

slop

/s/, /l/, /o/, /p/

/s/, /l/, /o/, /p/

"After you map the sounds, write a letter for each sound. What is the word? What are the sounds? How do we spell the word?"

Orthographic Word Mapping



"Listen.
Repeat
the word."

"Tap the
sounds in
the word."

"Map the
sounds in
the word."

glam

/g/, /l/, /a/, /m/

/g/, /l/, /a/, /m/

clap

/k/, /l/, /a/, /p/

/k/, /l/, /a/, /p/

slim

/s/, /l/, /i/, /m/

/s/, /l/, /i/, /m/

plus

/p/, /l/, /u/, /s/

/p/, /l/, /u/, /s/

"After you map the sounds, write a letter for each sound. What is the word? What are the sounds? How do we spell the word?"

Orthographic Word Mapping



"Listen.
Repeat
the word."

"Tap the
sounds in
the word."

"Map the
sounds in
the word."

brim

/b/, /r/, /i/, /m/

/b/, /r/, /i/, /m/

frock

/f/, /r/, /o/, /k/

/f/, /r/, /o/, /k/

crab

/k/, /r/, /a/, /b/

/k/, /r/, /a/, /b/

drum

/d/, /r/, /u/, /m/

/d/, /r/, /u/, /m/

"After you map the sounds, write a letter for each sound. What is the word? What are the sounds? How do we spell the word?"

Orthographic Word Mapping



"Listen.
Repeat
the word."

"Tap the
sounds in
the word."

"Map the
sounds in
the word."

track

/t/, /r/, /a/, /k/

/t/, /r/, /a/, /k/

grab

/g/, /r/, /a/, /b/

/g/, /r/, /a/, /b/

press

/p/, /r/, /e/, /s/

/p/, /r/, /e/, /s/

grip

/g/, /r/, /i/, /p/

/g/, /r/, /i/, /p/

"After you map the sounds, write a letter for each sound. What is the word? What are the sounds? How do we spell the word?"

Orthographic Word Mapping



"Listen.
Repeat
the word."

"Tap the
sounds in
the word."

"Map the
sounds in
the word."

grill

/g/, /r/, /i/, /l/

/g/, /r/, /i/, /l/

trip

/t/, /r/, /i/, /p/

/t/, /r/, /i/, /p/

frizz

/f/, /r/, /i/, /z/

/f/, /r/, /i/, /z/

trot

/t/, /r/, /o/, /t/

/t/, /r/, /o/, /t/

"After you map the sounds, write a letter for each sound. What is the word? What are the sounds? How do we spell the word?"

Orthographic Word Mapping



"Listen.
Repeat
the word."

"Tap the
sounds in
the word."

"Map the
sounds in
the word."

cross

/k/, /r/, /o/, /s/

/k/, /r/, /o/, /s/

grim

/g/, /r/, /i/, /m/

/g/, /r/, /i/, /m/

drab

/d/, /r/, /a/, /b/

/d/, /r/, /a/, /b/

gruff

/g/, /r/, /u/, /f/

/g/, /r/, /u/, /f/

"After you map the sounds, write a letter for each sound. What is the word? What are the sounds? How do we spell the word?"

Orthographic Word Mapping



"Listen.
Repeat
the word."

"Tap the
sounds in
the word."

"Map the
sounds in
the word."

skin

/s/, /k/, /i/, /n/

/s/, /k/, /i/, /n/

snug

/s/, /n/, /u/, /g/

/s/, /n/, /u/, /g/

skull

/s/, /k/, /u/, /l/

/s/, /k/, /u/, /l/

scan

/s/, /k/, /a/, /n/

/s/, /k/, /a/, /n/

"After you map the sounds, write a letter for each sound. What is the word? What are the sounds? How do we spell the word?"

Orthographic Word Mapping



"Listen.
Repeat
the word."

"Tap the
sounds in
the word."

"Map the
sounds in
the word."

twig

/t/, /w/, /i/, /g/

/t/, /w/, /i/, /g/

swim

/s/, /w/, /i/, /m/

/s/, /w/, /i/, /m/

stop

/s/, /t/, /o/, /p/

/s/, /t/, /o/, /p/

speck

/s/, /p/, /e/, /k/

/s/, /p/, /e/, /k/

"After you map the sounds, write a letter for each sound. What is the word? What are the sounds? How do we spell the word?"

Orthographic Word Mapping



"Listen.
Repeat
the word."

"Tap the
sounds in
the word."

"Map the
sounds in
the word."

spell

/s/, /p/, /e/, /l/

/s/, /p/, /e/, /l/

snap

/s/, /n/, /a/, /p/

/s/, /n/, /a/, /p/

twill

/t/, /w/, /i/, /l/

/t/, /w/, /i/, /l/

skim

/s/, /k/, /i/, /m/

/s/, /k/, /i/, /m/

"After you map the sounds, write a letter for each sound. What is the word? What are the sounds? How do we spell the word?"

Name:

Mapping Practice



Listen and map.

--	--	--

--	--	--

Guided Phonics + Beyond UNIT 3

Little Minds at Work – ©Tara West

Name:

Mapping Practice



Listen and map.

--	--	--

--	--	--

Guided Phonics + Beyond UNIT 3

Little Minds at Work – ©Tara West

Name:

Mapping Practice



Listen and map.

Guided Phonics + Beyond UNIT 3

Little Minds at Work – ©Tara West

Name:

Mapping Practice



Listen and map.

Guided Phonics + Beyond UNIT 3

Little Minds at Work – ©Tara West

Get the dog dish.



Guided Phonics + Beyond UNIT 3: Lesson 1

Little Minds at Work – ©Tara West

Can you shut it?



Guided Phonics + Beyond UNIT 3: Lesson 2

Little Minds at Work – ©Tara West


Jog on this path.



Guided Phonics + Beyond UNIT 3: Lesson 3

Little Minds at Work – ©Tara West

I like the hot bath.



Guided Phonics + Beyond UNIT 3: Lesson 4

Little Minds at Work – ©Tara West

Josh hit his shin.



Guided Phonics + Beyond UNIT 3: Lesson 5

Little Minds at Work – ©Tara West

I can pack it up.



Guided Phonics + Beyond UNIT 3: Lesson 6

Little Minds at Work – ©Tara West

Is the kid rich?



Guided Phonics + Beyond UNIT 3: Lesson 7

Little Minds at Work – ©Tara West

Chuck can chop it.



Guided Phonics + Beyond UNIT 3: Lesson 8

Little Minds at Work – ©Tara West


Beth got a wish.



Guided Phonics + Beyond UNIT 3: Lesson 9

Little Minds at Work – ©Tara West

Who is a whiz kid?



Guided Phonics + Beyond UNIT 3: Lesson 10

Little Minds at Work – ©Tara West

I can kiss Mom.



Guided Phonics + Beyond UNIT 3: Lesson 11

Little Minds at Work – ©Tara West

A ram is on the hill.



Guided Phonics + Beyond UNIT 3: Lesson 12

Little Minds at Work – ©Tara West

A kid fell on a rock.



Guided Phonics + Beyond UNIT 3: Lesson 13

Little Minds at Work – ©Tara West


He can yell at me.



Guided Phonics + Beyond UNIT 3: Lesson 14

Little Minds at Work – ©Tara West

The hippo can go.



Guided Phonics + Beyond UNIT 3: Lesson 15

Little Minds at Work – ©Tara West



Did you flush it?



Guided Phonics + Beyond UNIT 3: Lesson 16

Little Minds at Work – ©Tara West



You will plug it in.



Guided Phonics + Beyond UNIT 3: Lesson 17

Little Minds at Work – ©Tara West

She had to floss.



Guided Phonics + Beyond UNIT 3: Lesson 18

Little Minds at Work – ©Tara West

The brick fell off.



Guided Phonics + Beyond UNIT 3: Lesson 19

Little Minds at Work – ©Tara West

Cut the grass.



Guided Phonics + Beyond UNIT 3: Lesson 20

Little Minds at Work – ©Tara West


Did the car crash?



Guided Phonics + Beyond UNIT 3: Lesson 21

Little Minds at Work – ©Tara West

Who had the drill?



Guided Phonics + Beyond UNIT 3: Lesson 22

Little Minds at Work – ©Tara West

Scan the pad.



Guided Phonics + Beyond UNIT 3: Lesson 23

Little Minds at Work – ©Tara West

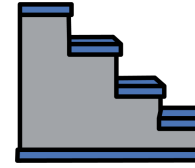
She had a spill.



Guided Phonics + Beyond UNIT 3: Lesson 24

Little Minds at Work – ©Tara West

You can stop here.



UNIT 3: DIGRAPHS + BLENDS


Guided Phonics + Beyond

VOWEL ROUTINES



Little Minds at Work – ©Tara West

Vowel Sticks



"I will state a vowel sound. You'll show the matching vowel stick."

a	e	i	o	u
---	---	---	---	---

"I will state a word. You'll show the vowel stick."

shed	shin	cash
fish	shot	shop
shut	bash	ship

GPH+B UNIT 3 Lesson 1

Little Minds at Work – ©Tara West

Vowel Sticks



"I will state a vowel sound. You'll show the matching vowel stick."

a	e	i	o	u
---	---	---	---	---

"I will state a word. You'll show the vowel stick."

wish	rash	shed
Josh	rush	hush
dash	sash	gush

GPH+B UNIT 3 Lesson 2

Little Minds at Work – ©Tara West

Vowel Sticks



"I will state a vowel sound. You'll show the matching vowel stick."

a	e	i	o	u
---	---	---	---	---

"I will state a word. You'll show the vowel stick."

then	thin	math
thud	this	moth
them	bath	path

GPH+B UNIT 3 Lesson 3

Little Minds at Work – ©Tara West

Vowel Sticks



"I will state a vowel sound. You'll show the matching vowel stick."

a	e	i	o	u
---	---	---	---	---

"I will state a word. You'll show the vowel stick."

thick	that	Seth
thud	moth	than
Beth	then	math

GPH+B UNIT 3 Lesson 4

Little Minds at Work – ©Tara West

Vowel Sticks



"I will state a vowel sound. You'll show the matching vowel stick."

a	e	i	o	u
---	---	---	---	---

"I will state a word. You'll show the vowel stick."

shag	Beth	thick
hash	shun	gosh
bath	lash	then

GPH+B UNIT 3 Lesson 5

Little Minds at Work – ©Tara West

Vowel Sticks



"I will state a vowel sound. You'll show the matching vowel stick."

a	e	i	o	u
---	---	---	---	---

"I will state a word. You'll show the vowel stick."

neck	shock	tick
rack	puck	rock
shack	sick	peck

GPH+B UNIT 3 Lesson 6

Little Minds at Work – ©Tara West

Vowel Sticks



"I will state a vowel sound. You'll show the matching vowel stick."

a	e	i	o	u
---	---	---	---	---

"I will state a word. You'll show the vowel stick."

check	Chuck	chap
chin	chop	chick
chat	Chad	rich

GPH+B UNIT 3 Lesson 7

Little Minds at Work – ©Tara West

Vowel Sticks



"I will state a vowel sound. You'll show the matching vowel stick."

a	e	i	o	u
---	---	---	---	---

"I will state a word. You'll show the vowel stick."

chock	them	math
chin	chug	posh
shed	ship	chum

GPH+B UNIT 3 Lesson 8

Little Minds at Work – ©Tara West

Vowel Sticks



"I will state a vowel sound. You'll show the matching vowel stick."

a	e	i		
---	---	---	--	--

"I will state a word. You'll show the vowel stick."

whip	wick	which
whiz	Whit	whack
when	wish	whim

GPH+B UNIT 3 Lesson 9

Little Minds at Work – ©Tara West

Vowel Sticks



"I will state a vowel sound. You'll show the matching vowel stick."

a	e	i	o	u
---	---	---	---	---

"I will state a word. You'll show the vowel stick."

Chuck	bash	path
then	whim	sock
shop	thin	check

GPH+B UNIT 3 Lesson 10

Little Minds at Work – ©Tara West

Vowel Sticks



"I will state a vowel sound. You'll show the matching vowel stick."

a	e	i	o	u
---	---	---	---	---

"I will state a word. You'll show the vowel stick."

fuss	mass	chess
less	hiss	mess
moss	kiss	miss

GPH+B UNIT 3 Lesson 11

Little Minds at Work – ©Tara West

Vowel Sticks



"I will state a vowel sound. You'll show the matching vowel stick."

a	e	i	o	u
---	---	---	---	---

"I will state a word. You'll show the vowel stick."

shell	pass	pill
buzz	quill	well
sass	sell	loss

GPH+B UNIT 3 Lesson 12

Little Minds at Work – ©Tara West

Vowel Sticks



"I will state a vowel sound. You'll show the matching vowel stick."

a	e	i	o	u
---	---	---	---	---

"I will state a word. You'll show the vowel stick."

fuzz	toss	fill
hill	bell	tuff
huff	bass	yell

GPH+B UNIT 3 Lesson 13

Little Minds at Work – ©Tara West

Vowel Sticks



"I will state a vowel sound. You'll show the matching vowel stick."

e	i	o		
---	---	---	--	--

"I will state a word. You'll show the vowel stick."

hi	me	he
pi	we	Jo
she	so	be

GPH+B UNIT 3 Lesson 14

Little Minds at Work – ©Tara West

Vowel Sticks



"I will state a vowel sound. You'll show the matching vowel stick."

e	i	o		
---	---	---	--	--

"I will state a word. You'll show the vowel stick."

so	me	Jo
hi	no	pi
Mo	we	go

GPH+B UNIT 3 Lesson 15

Little Minds at Work – ©Tara West

Vowel Sticks



"I will state a vowel sound. You'll show the matching vowel stick."

a	e	i	o	u
---	---	---	---	---

"I will state a word. You'll show the vowel stick."

clam	flub	flex
clog	flush	clip
block	bluff	bless

GPH+B UNIT 3 Lesson 16

Little Minds at Work – ©Tara West

Vowel Sticks



"I will state a vowel sound. You'll show the matching vowel stick."

a	e	i	o	u
---	---	---	---	---

"I will state a word. You'll show the vowel stick."

sloth	plus	gloss
slip	sled	slat
plug	glad	plan

GPH+B UNIT 3 Lesson 17

Little Minds at Work – ©Tara West

Vowel Sticks



"I will state a vowel sound. You'll show the matching vowel stick."

a	e	i	o	u
---	---	---	---	---

"I will state a word. You'll show the vowel stick."

slosh	fleck	clack
slam	blot	gloss
flip	slug	club

GPH+B UNIT 3 Lesson 18

Little Minds at Work – ©Tara West

Vowel Sticks



"I will state a vowel sound. You'll show the matching vowel stick."

a	e	i	o	u
---	---	---	---	---

"I will state a word. You'll show the vowel stick."

brush	cross	frill
froth	fret	brash
broth	Brad	crag

GPH+B UNIT 3 Lesson 19

Little Minds at Work – ©Tara West

Vowel Sticks



"I will state a vowel sound. You'll show the matching vowel stick."

a	e	i	o	u
---	---	---	---	---

"I will state a word. You'll show the vowel stick."

trim	press	grab
trip	prop	prod
trot	truck	grub

GPH+B UNIT 3 Lesson 20

Little Minds at Work – ©Tara West

Vowel Sticks



"I will state a vowel sound. You'll show the matching vowel stick."

a	e	i	o	u
---	---	---	---	---

"I will state a word. You'll show the vowel stick."

tress	prom	grit
gram	truss	trek
grim	drum	track

GPH+B UNIT 3 Lesson 21

Little Minds at Work – ©Tara West

Vowel Sticks



"I will state a vowel sound. You'll show the matching vowel stick."

a	e	i	o	u
---	---	---	---	---

"I will state a word. You'll show the vowel stick."

brim	brass	cress
gruff	frock	bred
crop	Fran	trod

GPH+B UNIT 3 Lesson 22

Little Minds at Work – ©Tara West

Vowel Sticks



"I will state a vowel sound. You'll show the matching vowel stick."

a	e	i	o	u
---	---	---	---	---

"I will state a word. You'll show the vowel stick."

skid	smell	scab
snob	smock	scum
skit	smash	snuck

GPH+B UNIT 3 Lesson 23

Little Minds at Work – ©Tara West

Vowel Sticks



"I will state a vowel sound. You'll show the matching vowel stick."

a	e	i	o	u
---	---	---	---	---

"I will state a word. You'll show the vowel stick."

step	stuck	twig
swim	spot	stack
stop	swish	spell

Vowel Sticks






"I will state a vowel sound. You'll show the matching vowel stick."

a	e	i	o	u
---	---	---	---	---

"I will state a word. You'll show the vowel stick."

twin	swell	stuff
stag	speck	twill
stock	spud	spun



a

i

o

u

e

UNIT 3: DIGRAPHS + BLENDS

Guided Phonics + Beyond

DIGRAPH ROUTINES



Little Minds at Work – ©Tara West

Digraph Sticks



"I will state a digraph sound. You'll show the matching digraph stick."

sh	th		
----	----	--	--

"I will state a word. You'll show the digraph stick."

shed	thud	cash
Beth	shin	thin
fish	bath	shop

GPH+B UNIT 3 Lesson 3

Little Minds at Work – ©Tara West

Digraph Sticks



"I will state a digraph sound. You'll show the matching digraph stick."

sh	th		
----	----	--	--

"I will state a word. You'll show the digraph stick."

bash	rash	path
ship	moth	thick
math	Seth	lash

GPH+B UNIT 3 Lesson 4

Little Minds at Work – ©Tara West

Digraph Sticks



"I will state a digraph sound. You'll show the matching digraph stick."

sh	th		
----	----	--	--

"I will state a word. You'll show the digraph stick."

sash	math	mesh
thick	hush	moth
path	cash	shock

GPH+B UNIT 3 Lesson 5

Little Minds at Work – ©Tara West

Digraph Sticks



"I will state a digraph sound. You'll show the matching digraph stick."

sh	th		
----	----	--	--

"I will state a word. You'll show the digraph stick."

bash	thick	math
shop	thin	rash
fish	bath	mesh

GPH+B UNIT 3 Lesson 6

Little Minds at Work – ©Tara West

Digraph Sticks



"I will state a digraph sound. You'll show the matching digraph stick."

sh	th	ch	
----	----	----	--

"I will state a word. You'll show the digraph stick."

thud	chop	cash
chin	sash	chip
chat	moth	Chad

GPH+B UNIT 3 Lesson 7

Little Minds at Work – ©Tara West

Digraph Sticks



"I will state a digraph sound. You'll show the matching digraph stick."

sh	th	ch	
----	----	----	--

"I will state a word. You'll show the digraph stick."

Chuck	dash	rich
rush	chick	Seth
shop	check	chop

Digraph Sticks



"I will state a digraph sound. You'll show the matching digraph stick."

sh	th	ch	wh
----	----	----	----

"I will state a word. You'll show the digraph stick."

whiz	shop	Whit
shot	whack	dish
moth	Seth	thick

Digraph Sticks



"I will state a digraph sound. You'll show the matching digraph stick."

sh	th	ch	wh
----	----	----	----

"I will state a word. You'll show the digraph stick."

path	dash	rush
whiz	moth	lash
Whit	Beth	math

Digraph Sticks



"I will state a digraph sound. You'll show the matching digraph stick."

sh	th	ch	wh
----	----	----	----

"I will state a word. You'll show the digraph stick."

shed	whack	thud
chop	Chad	thin
bath	shin	Shad

Digraph Sticks



"I will state a digraph sound. You'll show the matching digraph stick."

sh	th	ch	wh
----	----	----	----

"I will state a word. You'll show the digraph stick."

thick	lash	rich
chick	moth	dish
whiz	mesh	bath

Digraph Sticks



"I will state a digraph sound. You'll show the matching digraph stick."

sh	th	ch	wh
----	----	----	----

"I will state a word. You'll show the digraph stick."

Chuck	math	whack
whiz	Whit	fish
chip	cash	thick

Digraph Sticks



"I will state a digraph sound. You'll show the matching digraph stick."

sh	th	ch	wh
----	----	----	----

"I will state a word. You'll show the digraph stick."

chin	rash	check
that	chat	whack
ship	Whit	rich

GPH+B UNIT 3 Lesson 14

Little Minds at Work – ©Tara West

Digraph Sticks



"I will state a digraph sound. You'll show the matching digraph stick."

sh	th	ch	wh
----	----	----	----

"I will state a word. You'll show the digraph stick."

chop	shin	whiz
Whit	Chuck	sash
path	check	mesh

GPH+B UNIT 3 Lesson 15

Little Minds at Work – ©Tara West

Digraph Sticks



"I will state a digraph sound. You'll show the matching digraph stick."

sh	th	ch	wh
----	----	----	----

"I will state a word. You'll show the digraph stick."

math	chick	ship
shop	lash	thin
chop	moth	whack

GPH+B UNIT 3 Lesson 16

Little Minds at Work – ©Tara West

Digraph Sticks



"I will state a digraph sound. You'll show the matching digraph stick."

sh	th	ch	wh
----	----	----	----

"I will state a word. You'll show the digraph stick."

chat	thud	Whit
shin	chin	chip
chop	shed	moth

GPH+B UNIT 3 Lesson 17

Little Minds at Work – ©Tara West

Digraph Sticks



"I will state a digraph sound. You'll show the matching digraph stick."

sh	th	ch	wh
----	----	----	----

"I will state a word. You'll show the digraph stick."

check	thud	shed
shed	hush	Whit
thick	rich	thin

GPH+B UNIT 3 Lesson 18

Little Minds at Work – ©Tara West

Digraph Sticks



"I will state a digraph sound. You'll show the matching digraph stick."

sh	th	ch	wh
----	----	----	----

"I will state a word. You'll show the digraph stick."

thick	math	cash
bash	whiz	rich
Seth	chip	shop

GPH+B UNIT 3 Lesson 19

Little Minds at Work – ©Tara West

Digraph Sticks



"I will state a digraph sound. You'll show the matching digraph stick."

sh	th	ch	wh
----	----	----	----

"I will state a word. You'll show the digraph stick."

check	shin	chin
chop	path	shot
shut	whack	math

Digraph Sticks



"I will state a digraph sound. You'll show the matching digraph stick."

sh	th	ch	wh
----	----	----	----

"I will state a word. You'll show the digraph stick."

shop	thud	sash
mesh	chip	bath
moth	chick	whack

Digraph Sticks



"I will state a digraph sound. You'll show the matching digraph stick."

sh	th	ch	wh
----	----	----	----

"I will state a word. You'll show the digraph stick."

bath	whiz	moth
ship	chick	shed
thud	shin	check

Digraph Sticks



"I will state a digraph sound. You'll show the matching digraph stick."

sh	th	ch	wh
----	----	----	----

"I will state a word. You'll show the digraph stick."

shot	chin	lash
Seth	shed	check
path	whack	thick

Digraph Sticks



"I will state a digraph sound. You'll show the matching digraph stick."

sh	th	ch	wh
----	----	----	----

"I will state a word. You'll show the digraph stick."

Whit	thin	fish
dish	thud	chat
chop	cash	chick

Digraph Sticks




"I will state a digraph sound. You'll show the matching digraph stick."

sh	th	ch	wh
----	----	----	----

"I will state a word. You'll show the digraph stick."

rich	bath	chat
chin	bash	mesh
whack	dash	math




sh

th

ch


wh



a e i o u

Guided Phonics + Beyond Unit 3 Lesson 1

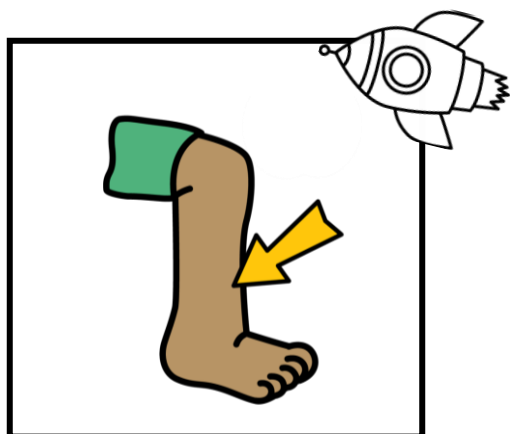
Tara West – Little Minds at Work



a e i o u

Guided Phonics + Beyond Unit 3 Lesson 1


Tara West – Little Minds at Work



a e i o u

Guided Phonics + Beyond Unit 3 Lesson 1


Tara West – Little Minds at Work



a e i o u

Guided Phonics + Beyond Unit 3 Lesson 1

Tara West – Little Minds at Work



a	e	i	o	u
---	---	---	---	---

Guided Phonics + Beyond Unit 3 Lesson 2

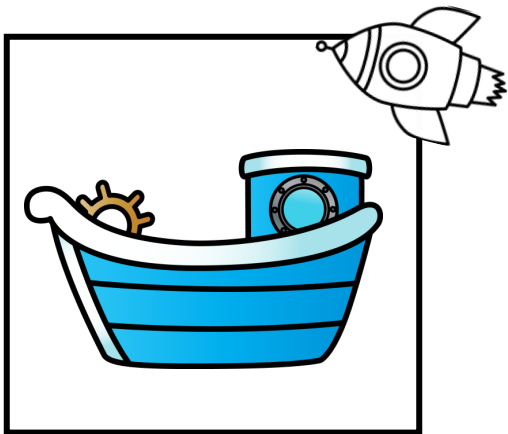
Tara West – Little Minds at Work



a	e	i	o	u
---	---	---	---	---

Guided Phonics + Beyond Unit 3 Lesson 2


Tara West – Little Minds at Work



a	e	i	o	u
---	---	---	---	---

Guided Phonics + Beyond Unit 3 Lesson 2


Tara West – Little Minds at Work



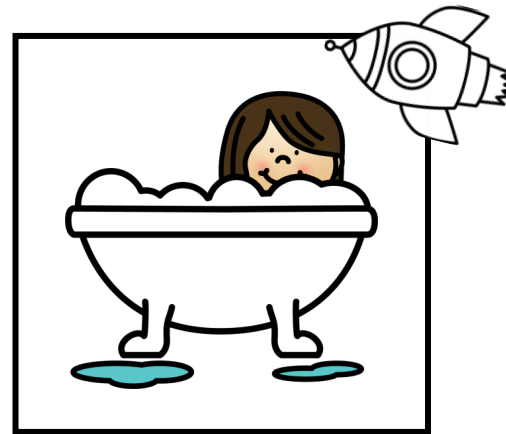
a	e	i	o	u
---	---	---	---	---

Guided Phonics + Beyond Unit 3 Lesson 2


Tara West – Little Minds at Work




a e i o u




a e i o u




a e i o u




a e i o u



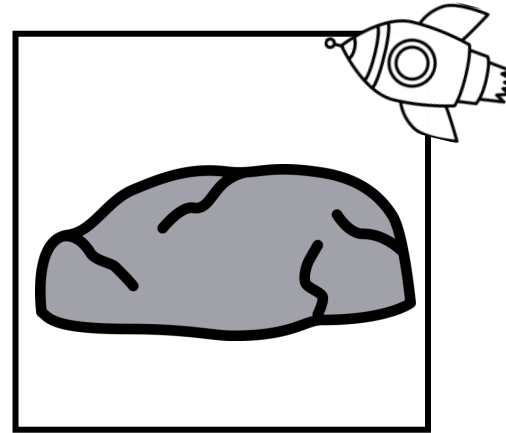
a e i o u




a e i o u




a e i o u




a e i o u




a	e	i	o	u
---	---	---	---	---




a	e	i	o	u
---	---	---	---	---




a	e	i	o	u
---	---	---	---	---




a	e	i	o	u
---	---	---	---	---



a e i o u




a e i o u



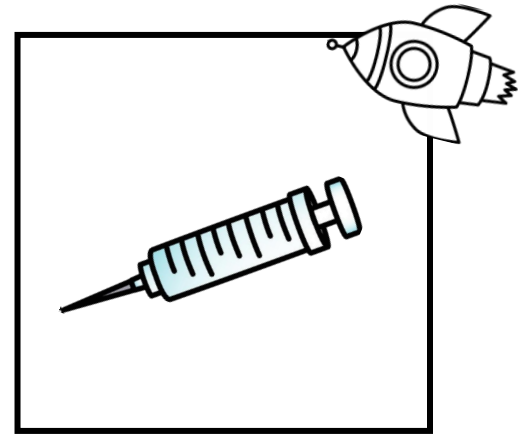
a e i o u




a e i o u




a e i o u




a e i o u




a e i o u



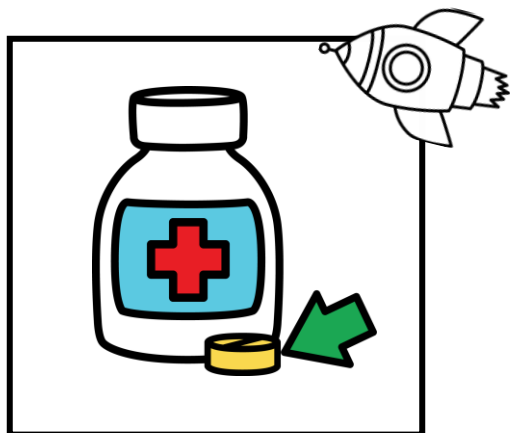
a e i o u



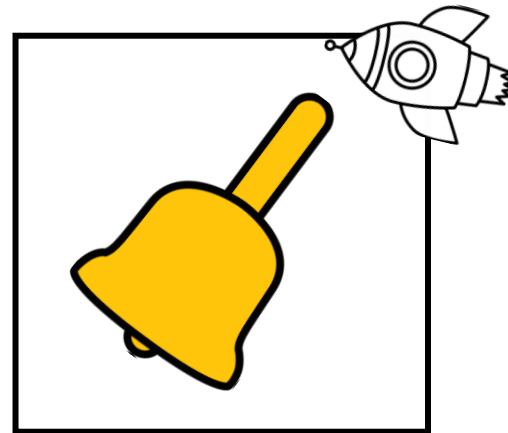
a e i o u




a e i o u




a e i o u




a e i o u




a e i o u




a e i o u




a e i o u




a e i o u




a e i o u




a e i o u



a e i o u




a e i o u




a e i o u




a e i o u



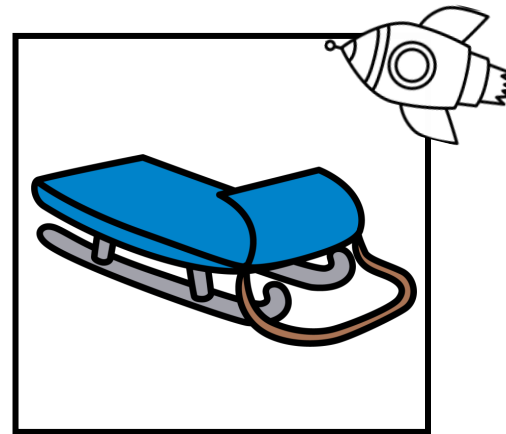
a e i o u




a e i o u




a e i o u



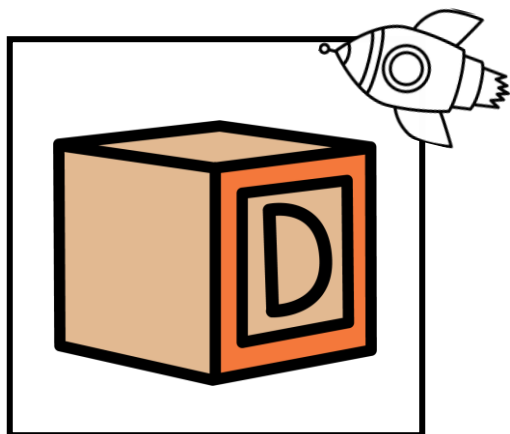
a e i o u



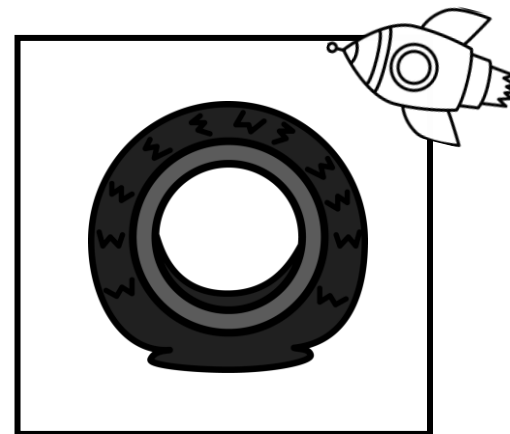
a e i o u




a e i o u



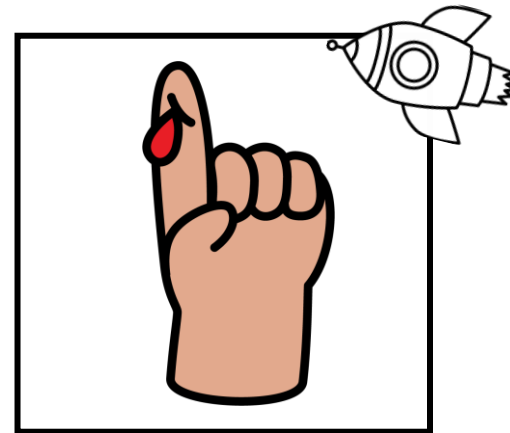
a e i o u




a e i o u



a e i o u




a e i o u



a	e	i	o	u
---	---	---	---	---

Guided Phonics + Beyond Unit 3 Lesson 19

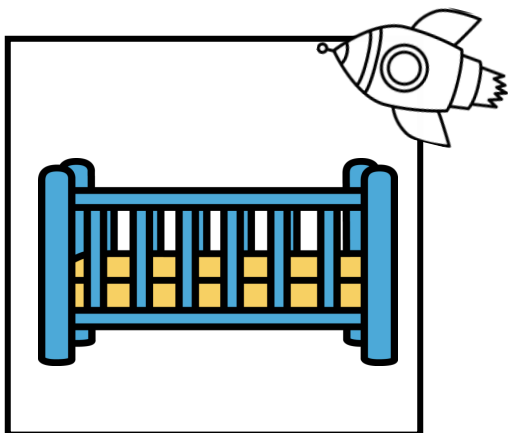
Tara West – Little Minds at Work



a	e	i	o	u
---	---	---	---	---

Guided Phonics + Beyond Unit 3 Lesson 19


Tara West – Little Minds at Work



a	e	i	o	u
---	---	---	---	---

Guided Phonics + Beyond Unit 3 Lesson 19


Tara West – Little Minds at Work




a	e	i	o	u
---	---	---	---	---

Guided Phonics + Beyond Unit 3 Lesson 19


Tara West – Little Minds at Work



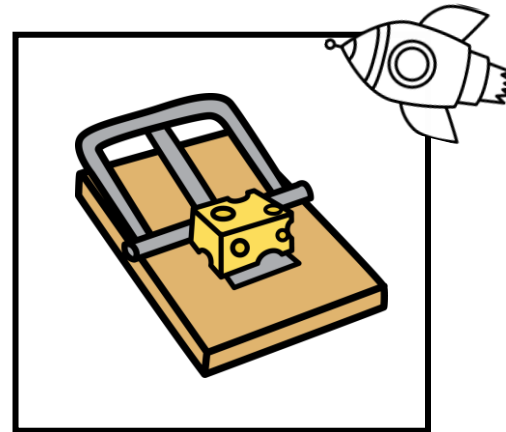
a e i o u



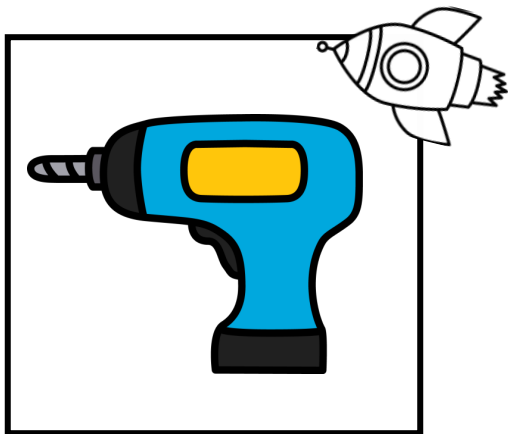
a e i o u




a e i o u




a e i o u



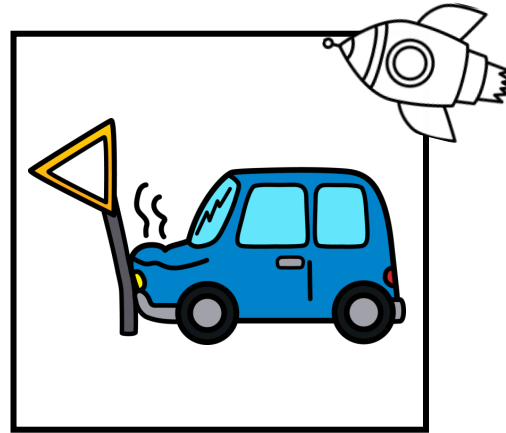
a e i o u




a e i o u



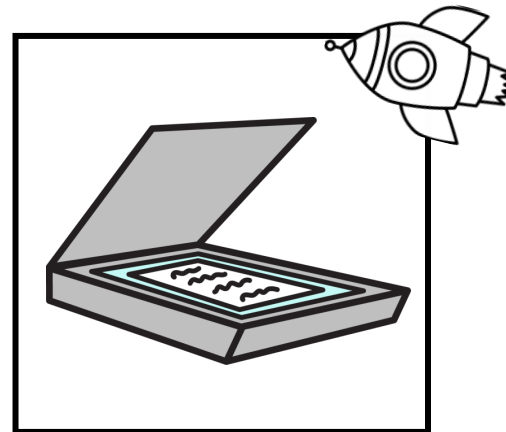
a e i o u



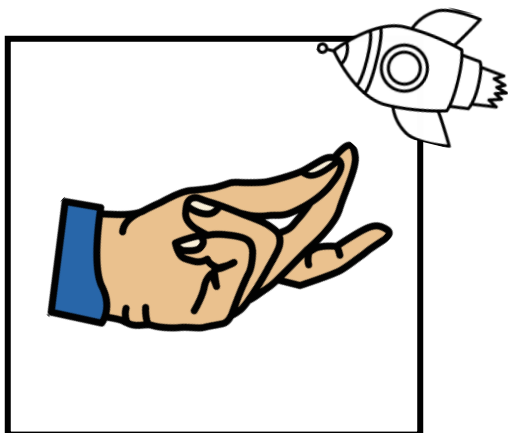
a e i o u




a e i o u




a e i o u




a e i o u



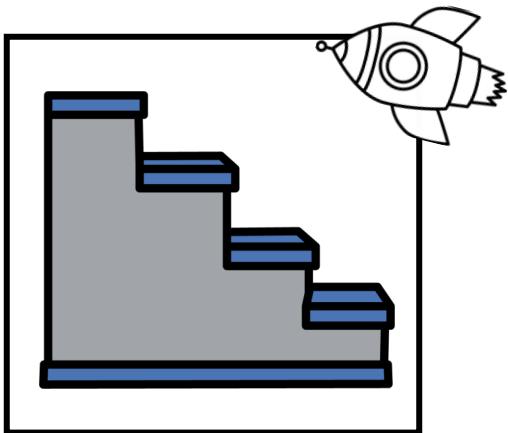
a e i o u




a e i o u



a e i o u



a e i o u



a e i o u

Name: _____

Decodable Passage #1



Read the passage.

**Dad had a shed.
I am in the shed.
I see a box in it.
I get the box.**

Illustrate the passage.

Name:

Decodable Passage #2



Read the passage.

**I like to shop.
It is fun.
I get a red fish.
I get a dish.**

Illustrate the passage.

Name:

Decodable Passage #3



Read the passage.

**Beth is on a path.
Beth can jog on it.
Beth can hop on it.
It is a fun path.**

Illustrate the passage.

Name:

Decodable Passage #4



Read the passage.

**I can do math.
Can you do that?
I like thick dip.
Do you like it?**

Illustrate the passage.

Name: _____

Decodable Passage #5



Read the passage.

**Seth has his net.
It is mesh.
A fish is in the net.
Seth got it.**

Illustrate the passage.

Name:

Decodable Passage #6



Read the passage.

Jack is in shock!
Jack is sick.
Jack is sad.
Jack got in bed.

Illustrate the passage.

A large, empty rectangular box with a black border, intended for a student to draw an illustration of the passage.

Name:

Decodable Passage #7



Read the passage.

Chad had to shop.
Chad got a cod.
Chad can chop it.
Chad set it in a pot.

Illustrate the passage.

A large, empty rectangular box with a black border, intended for a student to draw an illustration of the passage.

Name: _____

Decodable Passage #8



Read the passage.

**I sat on a dock.
I see a duck.
It is on a rock.
I fed it.**

Illustrate the passage.

Name: _____

Decodable Passage #9



Read the passage.

I can see *Whit*.
Did *Whit* whack it?
Yes, *Whit* did hit it.
Run, *Whit*!

Illustrate the passage.

A large, empty rectangular box with a black border, intended for a student to draw an illustration of the passage.

Name:

Decodable Passage #10



Read the passage.

**I wish I had a pet.
Can I get a hog?
Mom said, “No.”
I did get a fish.**

Illustrate the passage.

A large, empty rectangular box with a black border, intended for a student to draw an illustration of the passage.

Name:

Decodable Passage #11



Read the passage.

Jill is on a hill.

Jill is at the top of it.

Bill is with Jill.

They sit and chat.

Illustrate the passage.

Name:

Decodable Passage #12



Read the passage.

**I miss Dad.
Dad is at his job.
His job is at a shop.
It is a bell shop.**

Illustrate the passage.

Name:

Decodable Passage #13



Read the passage.

**I see a bug.
It is on a big log.
The bug can buzz.
The bug can hop.**

Illustrate the passage.

Name: _____

Decodable Passage #14



Read the passage.

We see Will.
He has a pet cat.
She is not big.
She has on a bell.

Illustrate the passage.

A large, empty rectangular box with a thin black border, intended for a student to draw an illustration of the passage.

Name: _____

Decodable Passage #15



Read the passage.

**Jo can go with me.
Jo is so much fun.
We get on a ship.
We look at the sun.**

Illustrate the passage.

Name:

Decodable Passage #16



Read the passage.

Click on this.

What do you see?

It is a flag.

The flag is red.

Illustrate the passage.

Name:

Decodable Passage #17



Read the passage.

Is that a glob?

No, it is a slug.

A slug is not a bug.

A slug is not quick.

Illustrate the passage.

Name: _____

Decodable Passage #18



Read the passage.

**Cliff is in a club.
It is a chess club.
He will let me play.
We like chess.**

Illustrate the passage.

Name: _____

Decodable Passage #19



Read the passage.

I got a drum set.

It is brass.

I like to play it.

I hit on the drum.

Illustrate the passage.

A large, empty rectangular box with a black border, intended for a student to draw an illustration of the passage.

Name: _____

Decodable Passage #20



Read the passage.

**I see Prim pack.
She has a grin.
She will go on a trip.
She will miss me.**

Illustrate the passage.

Name: _____

Decodable Passage #21



Read the passage.

**Your tot is so sad.
Do not fret.
Set him in this crib.
He will nap here.**

Illustrate the passage.

Name: _____

Decodable Passage #22



Read the passage.

**We are on a trek.
We will track a fox.
It is in the grass.
We can see it trot.**

Illustrate the passage.

Name: _____

Decodable Passage #23



Read the passage.

**Smith fell in the fog.
He hit his leg.
He was sad.
His leg had a scab.**

Illustrate the passage.

A large, empty rectangular box with a thin black border, intended for a student to draw an illustration of the passage.

Name:

Decodable Passage #24



Read the passage.

I am in class.
I see a spot.
I go to the spot.
I sit at it.

Illustrate the passage.

Name: _____

Decodable Passage #25



Read the passage.

**The stag is big.
it can sniff the twig.
It can swim.
It can grab a stick.**

Illustrate the passage.

A large, empty rectangular box with a black border, intended for a student to draw an illustration of the passage.

Name: _____

Decodable Words Set #1



Stretch and blend each word.

mush



gosh



shed



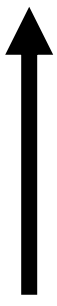
wish



shin



Josh



cash



dash



fish



rash



ship



shot



Name: _____

Decodable Words Set #2



Stretch and blend each word.

shop →

shut →

bash →

dish →

lash →

shod →

gush →

hash →

posh →

mash →

dish →

gash →

Name: _____

Decodable Words Set #3



Stretch and blend each word.

then



thud



them



thin



this



bath



that



math



thick



moth



path



than



Name: _____

Decodable Words Set #4



Stretch and blend each word.

path ↑

math ↑

this ↑

thud ↑

than ↑

then ↑

them ↑

moth ↑

bath ↑

that ↑

thick ↑

thin ↑

Stretch and blend each word.

Name: _____

Decodable Words Set #5



Stretch and blend each word.

sash



Beth



mesh



rush



wish



lash



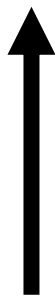
hush



Seth



than



thud



dash



shed



Name: _____

Decodable Words Set #6



Stretch and blend each word.

tack →

lock →

sack →

duck →

rock →

pack →

neck →

sick →

lack →

pick →

muck →

peck →

Name: _____

Decodable Words Set #7



Stretch and blend each word.

chop



chip



chick



rich



chap



chin



chat



much



Chad



such



chug



chum



Name: _____

Decodable Words Set #8



Stretch and blend each word.

thud



sash



sack



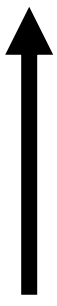
ship



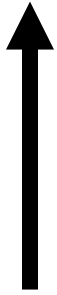
this



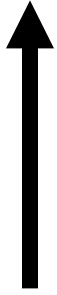
duck



rich



shot



moth



rush



chip



thin



Name: _____

Decodable Words Set #9



Stretch and blend each word.

which ↑	whim ↑	whit ↑
cash ↑	when ↑	wish ↑
wick ↑	thud ↑	whip ↑
whack ↑	whiz ↑	chop ↑

Name: _____

Decodable Words Set #10



Stretch and blend each word.

mesh



whiz



neck



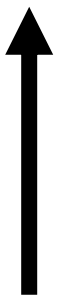
lock



chat



wick



whim



them



shop



chin



path



when



Name: _____

Decodable Words Set #11



Stretch and blend each word.

hiss



puff



fuss



whiff



miss



cuff



chess



huff



kiss



tiff



mess



off



Name: _____

Decodable Words Set #12



Stretch and blend each word.

pill ↑	fizz ↑	hill ↑
will ↑	Jeff ↑	mass ↑
pass ↑	sill ↑	ill ↑
Jill ↑	boss ↑	mill ↑

Name: _____

Decodable Words Set #13



Stretch and blend each word.

buzz



yell



chill



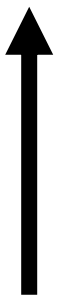
shell



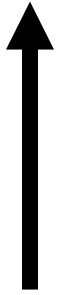
bell



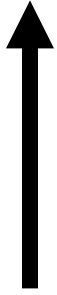
jazz



quill



tell



Jess



fell



toss



fuzz



Name: _____

Decodable Words Set #14



Stretch and blend each word.

me ↑

no ↑

hi ↑

Jo ↑

be ↑

he ↑

we ↑

Bo ↑

so ↑

go ↑

she ↑

Mo ↑

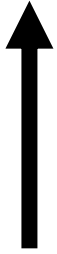
Name: _____

Decodable Words Set #15



Stretch and blend each word.

she



he



Bo



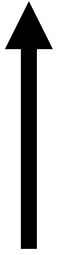
me



be



go



no



hi



Mo



Jo



we



so



Name: _____

Decodable Words Set #16



Stretch and blend each word.

clap



flock



clam



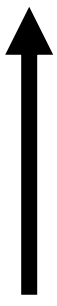
blip



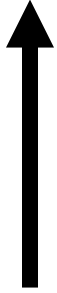
fled



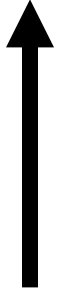
bluff



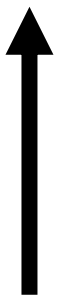
cloth



fleck



flax



block



blob



clock



Name: _____

Decodable Words Set #17



Stretch and blend each word.

slosh



plot



gloss



glad



plug



plus



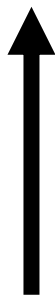
glen



slick



slip



sloth



plan



glen



Name: _____

Decodable Words Set #18



Stretch and blend each word.

blab ↑	slash ↑	glass ↑
plum ↑	slack ↑	blush ↑
sled ↑	black ↑	clap ↑
cluck ↑	bliss ↑	pluck ↑

Name: _____

Decodable Words Set #19



Stretch and blend each word.

drag



drip



dress



brim



crib



crack



crush



crab



brick



cross



brush



frog



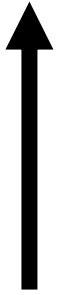
Name: _____

Decodable Words Set #20



Stretch and blend each word.

trip



grass



truck



grub



press



grill



trick



trash



trap



gruff



grab



grad



Name: _____

Decodable Words Set #21



Stretch and blend each word.

drab



prop



brass



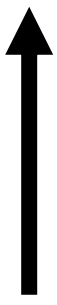
frill



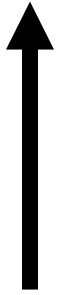
trek



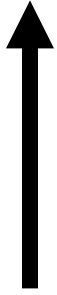
crop



gram



bran



fret



prom



cram



grid



Name: _____

Decodable Words Set #22



Stretch and blend each word.

grin



cress



trot



frizz



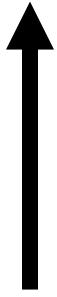
brash



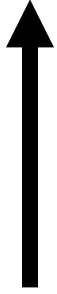
prick



crag



tram



grit



broth



prep



frock



Name: _____

Decodable Words Set #23



Stretch and blend each word.

scan →

sniff →

snap →

smock →

snug →

skin →

scam →

skull →

snack →

smack →

skip →

snag →

Name: _____

Decodable Words Set #24



Stretch and blend each word.

spell ↑	stop ↑	step ↑
twin ↑	spot ↑	spot ↑
spin ↑	swish ↑	stack ↑
spill ↑	swim ↑	still ↑

Name: _____

Decodable Words Set #25



Stretch and blend each word.

speck →

snuck →

twill →

stem →

swell →

staff →

skim →

stuff →

stag →

skit →

spud →


smell →

UNIT 3: DIGRAPHS + BLENDS

Guided Phonics + Beyond

WHOLE-WORD READING

teacher-guided



Little Minds at Work – ©Tara West

Look



Think



Say



shed



Guided Phonics + Beyond UNIT 3

Little Minds at Work – ©Tara West

Look



Think



Say



shin



Guided Phonics + Beyond UNIT 3

Little Minds at Work – ©Tara West

Look



Think



Say



cash



Guided Phonics + Beyond UNIT 3

Little Minds at Work – ©Tara West

Look



Think



Say



fish



Guided Phonics + Beyond UNIT 3

Little Minds at Work – ©Tara West

Look



Think



Say



shot



Guided Phonics + Beyond UNIT 3

Little Minds at Work – ©Tara West

Look



Think



Say



shop



Guided Phonics + Beyond UNIT 3

Little Minds at Work – ©Tara West

Look



Think



Say



shut



Guided Phonics + Beyond UNIT 3

Little Minds at Work – ©Tara West

Look



Think



Say



bash



Guided Phonics + Beyond UNIT 3

Little Minds at Work – ©Tara West

Look



Think



Say



ship



Guided Phonics + Beyond UNIT 3

Little Minds at Work – ©Tara West

Look



Think



Say



rash



Guided Phonics + Beyond UNIT 3

Little Minds at Work – ©Tara West

Look



Think



Say



dish



Guided Phonics + Beyond UNIT 3

Little Minds at Work – ©Tara West

Look



Think



Say



thud



Guided Phonics + Beyond UNIT 3

Little Minds at Work – ©Tara West

Look



Think



Say



thin



Guided Phonics + Beyond UNIT 3

Little Minds at Work – ©Tara West

Look



Think



Say



bath



Guided Phonics + Beyond UNIT 3

Little Minds at Work – ©Tara West

Look



Think



Say



math



Guided Phonics + Beyond UNIT 3

Little Minds at Work – ©Tara West

Look



Think



Say



moth



Guided Phonics + Beyond UNIT 3

Little Minds at Work – ©Tara West

Look



Think



Say



path



Guided Phonics + Beyond UNIT 3

Little Minds at Work – ©Tara West

Look



Think



Say



thick



Look



Think



Say



lock



Look



Think



Say



duck



Look



Think



Say



pack



Look



Think



Say



neck



Look



Think



Say



sick



Look



Think



Say



rock



Look



Think



Say



sack



Look



Think



Say



tack



Look



Think



Say



chop



Look



Think



Say



chin



Look



Think



Say



chip



Look



Think



Say



chat



Look



Think



Say



check



Look



Think



Say



chick



Look



Think



Say



rich



Look



Think



Say



whiz



Look



Think



Say



whack



Look



Think



Say



whip



Look



Think



Say



wish



Look



Think



Say



wick



Look



Think



Say



well



Look



Think



Say



pill



Look



Think



Say



hill



Look



Think



Say



fill



Look



Think



Say



yell



Look



Think



Say



bell



Look



Think



Say



shell



Look



Think



Say



fell



Look



Think



Say



puff



Look



Think



Say



whiff



Guided Phonics + Beyond UNIT 3

Little Minds at Work – ©Tara West

Look



Think



Say



tiff



Guided Phonics + Beyond UNIT 3

Little Minds at Work – ©Tara West

Look



Think



Say



buzz



Guided Phonics + Beyond UNIT 3

Little Minds at Work – ©Tara West

Look



Think



Say



fizz



Guided Phonics + Beyond UNIT 3

Little Minds at Work – ©Tara West

Look



Think



Say



fuss



Guided Phonics + Beyond UNIT 3

Little Minds at Work – ©Tara West

Look



Think



Say



mess



Guided Phonics + Beyond UNIT 3

Little Minds at Work – ©Tara West

Look



Think



Say



chess



Look



Think



Say



kiss



Look



Think



Say



miss



Look



Think



Say



hiss



Look



Think



Say



blob



Look



Think



Say



cliff



Look



Think



Say



blush



Look



Think



Say



click



Look



Think



Say



clock



Look



Think



Say



flush



Look



Think



Say



floss



Look



Think



Say



flash



Look



Think



Say



glad



Guided Phonics + Beyond UNIT 3

Little Minds at Work – ©Tara West

Look



Think



Say



glass



Guided Phonics + Beyond UNIT 3

Little Minds at Work – ©Tara West

Look



Think



Say



slip



Guided Phonics + Beyond UNIT 3

Little Minds at Work – ©Tara West

Look



Think



Say



plug



Guided Phonics + Beyond UNIT 3

Little Minds at Work – ©Tara West

Look



Think



Say



plum



Guided Phonics + Beyond UNIT 3

Little Minds at Work – ©Tara West

Look



Think



Say



sled



Guided Phonics + Beyond UNIT 3

Little Minds at Work – ©Tara West

Look



Think



Say



block



Look



Think



Say



flat



Look



Think



Say



black



Look



Think



Say



dress



Look



Think



Say



crack



Look



Think



Say



brick



Look



Think



Say



frog



Guided Phonics + Beyond UNIT 3

Little Minds at Work – ©Tara West

Look



Think



Say



drip



Guided Phonics + Beyond UNIT 3

Little Minds at Work – ©Tara West

Look



Think



Say



crib



Guided Phonics + Beyond UNIT 3

Little Minds at Work – ©Tara West

Look



Think



Say



crab



Guided Phonics + Beyond UNIT 3

Little Minds at Work – ©Tara West

Look



Think



Say



brush



Guided Phonics + Beyond UNIT 3

Little Minds at Work – ©Tara West

Look



Think



Say



truck



Guided Phonics + Beyond UNIT 3

Little Minds at Work – ©Tara West

Look



Think



Say



grill



Guided Phonics + Beyond UNIT 3

Little Minds at Work – ©Tara West

Look



Think



Say



trap



Guided Phonics + Beyond UNIT 3

Little Minds at Work – ©Tara West

Look



Think



Say



grad



Guided Phonics + Beyond UNIT 3

Little Minds at Work – ©Tara West

Look



Think



Say



grass



Guided Phonics + Beyond UNIT 3

Little Minds at Work – ©Tara West

Look



Think



Say



press



Guided Phonics + Beyond UNIT 3

Little Minds at Work – ©Tara West

Look



Think



Say



trash



Guided Phonics + Beyond UNIT 3

Little Minds at Work – ©Tara West

Look



Think



Say



grab



Guided Phonics + Beyond UNIT 3

Little Minds at Work – ©Tara West

Look



Think



Say



drum



Guided Phonics + Beyond UNIT 3

Little Minds at Work – ©Tara West

Look



Think



Say



crash



Guided Phonics + Beyond UNIT 3

Little Minds at Work – ©Tara West

Look



Think



Say



drag



Guided Phonics + Beyond UNIT 3

Little Minds at Work – ©Tara West

Look



Think



Say



drill



Guided Phonics + Beyond UNIT 3

Little Minds at Work – ©Tara West

Look



Think



Say



trip



Guided Phonics + Beyond UNIT 3

Little Minds at Work – ©Tara West

Look



Think



Say



snap



Guided Phonics + Beyond UNIT 3

Little Minds at Work – ©Tara West

Look



Think



Say



snack



Guided Phonics + Beyond UNIT 3

Little Minds at Work – ©Tara West

Look



Think



Say



sniff



Guided Phonics + Beyond UNIT 3

Little Minds at Work – ©Tara West

Look



Think



Say



skull



Guided Phonics + Beyond UNIT 3

Little Minds at Work – ©Tara West

Look



Think



Say



scan



Guided Phonics + Beyond UNIT 3

Little Minds at Work – ©Tara West

Look



Think



Say



skip



Guided Phonics + Beyond UNIT 3

Little Minds at Work – ©Tara West

Look



Think



Say



snug



Look



Think



Say



snag



Look



Think



Say



step



Look



Think



Say



stack



Look



Think



Say



stop



Look



Think



Say



swish



Look



Think



Say



swim



Guided Phonics + Beyond UNIT 3

Little Minds at Work – ©Tara West

Look



Think



Say



spill



Guided Phonics + Beyond UNIT 3

Little Minds at Work – ©Tara West

Look



Think



Say



spin



Guided Phonics + Beyond UNIT 3

Little Minds at Work – ©Tara West

Look



Think



Say



twin



Guided Phonics + Beyond UNIT 3

Little Minds at Work – ©Tara West

Look



Think



Say



twig



Guided Phonics + Beyond UNIT 3

Little Minds at Work – ©Tara West

Look



Think



Say

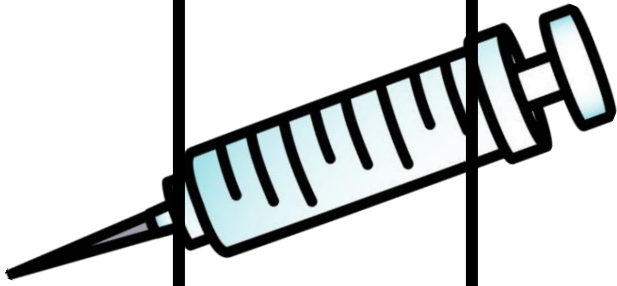


twill



Guided Phonics + Beyond UNIT 3

Little Minds at Work – ©Tara West




sh

o

t

GPH+B UNIT 3: Lessons 1-2

Little Minds at Work – ©Tara West




f

i

sh

GPH+B UNIT 3: Lessons 1-2

Little Minds at Work – ©Tara West




b

a

sh

GPH+B UNIT 3: Lessons 1-2

Little Minds at Work – ©Tara West





sh

i

p


GPH+B UNIT 3: Lessons 1-2

Little Minds at Work – ©Tara West




GPH+B UNIT 3: Lessons 3-4

Little Minds at Work – ©Tara West





GPH+B UNIT 3: Lessons 3-4

Little Minds at Work – ©Tara West



GPH+B UNIT 3: Lessons 3-4

Little Minds at Work – ©Tara West



GPH+B UNIT 3: Lesson 6

Little Minds at Work – ©Tara West



p

a

ck

GPH+B UNIT 3: Lesson 6

Little Minds at Work – ©Tara West



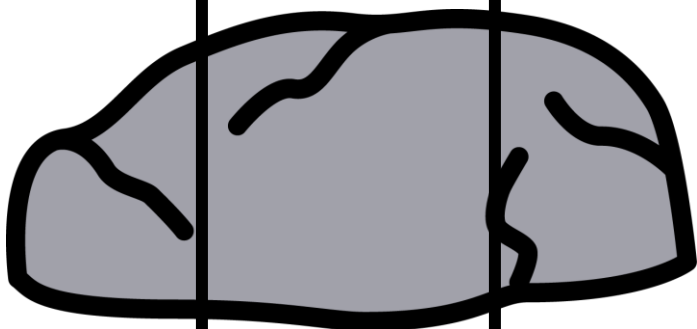
s

i

ck

GPH+B UNIT 3: Lesson 6

Little Minds at Work – ©Tara West




r

o

ck

GPH+B UNIT 3: Lesson 6

Little Minds at Work – ©Tara West






ch

a

t




GPH+B UNIT 3: Lesson 7

Little Minds at Work – ©Tara West

		
---	---	---




GPH+B UNIT 3: Lesson 7

Little Minds at Work – ©Tara West

		
---	---	---




GPH+B UNIT 3: Lesson 7

Little Minds at Work – ©Tara West

		
---	---	---


GPH+B UNIT 3: Lesson 9

Little Minds at Work – ©Tara West

		
---	---	---

GPH+B UNIT 3: Lesson 9

Little Minds at Work – ©Tara West




sh

e

ll

GPH+B UNIT 3: Lessons 11-

Little Minds at Work – ©Tara West




h

i

ll

GPH+B UNIT 3: Lessons 11-13

Little Minds at Work – ©Tara West




f

i

zz

GPH+B UNIT 3: Lessons 11-13

Little Minds at Work – ©Tara West



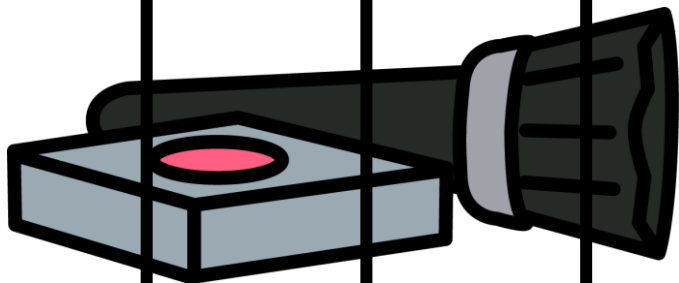
ch

e

ss

GPH+B UNIT 3: Lessons 11-13

Little Minds at Work – ©Tara West



b


l

u

sh

GPH+B UNIT 3: Lesson 16

Little Minds at Work – ©Tara West



f


l

a

sh

GPH+B UNIT 3: Lesson 16

Little Minds at Work – ©Tara West



b

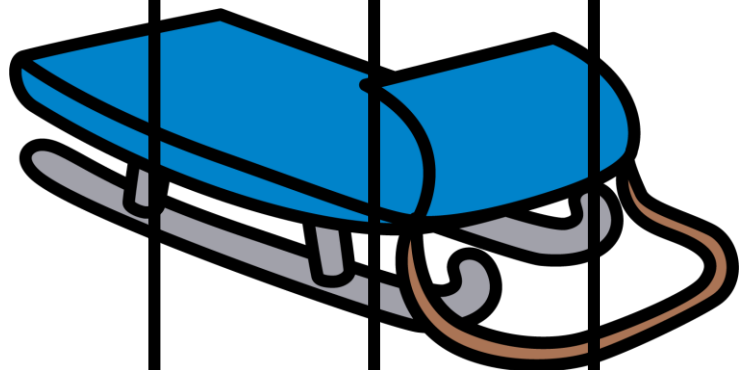
l

o

b

GPH+B UNIT 3: Lesson 16

Little Minds at Work – ©Tara West



s

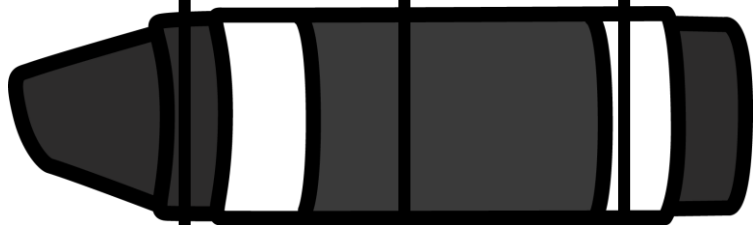
l

e

d

GPH+B UNIT 3: Lesson 17

Little Minds at Work – ©Tara West



b

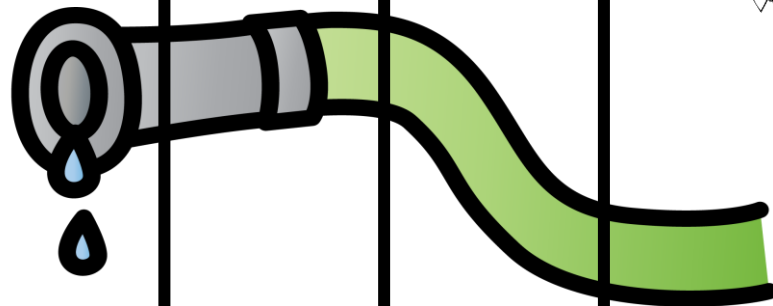
l

a

ck

GPH+B UNIT 3: Lesson 18

Little Minds at Work – ©Tara West



d

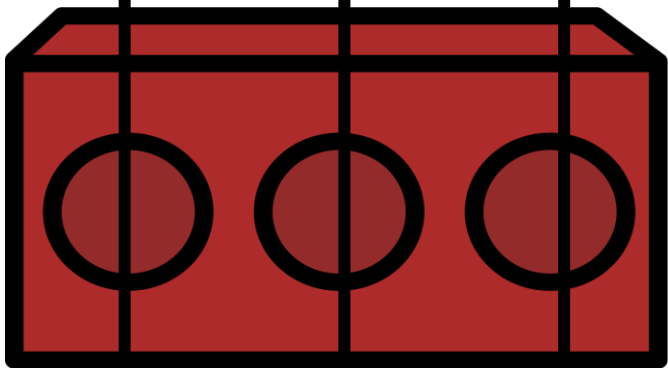
r

i

p

GPH+B UNIT 3: Lesson 19

Little Minds at Work – ©Tara West



b

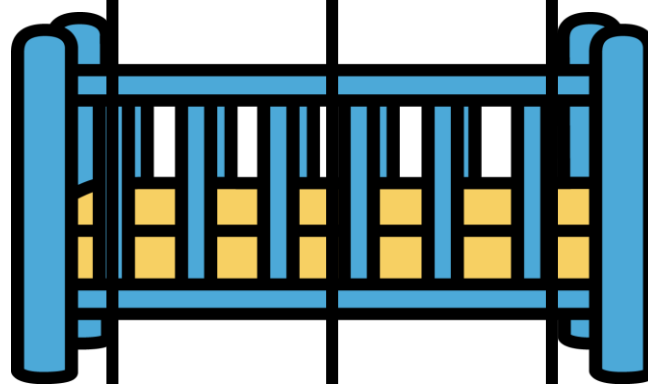
r

i

ck

GPH+B UNIT 3: Lesson 19

Little Minds at Work – ©Tara West



c


r

i

b

GPH+B UNIT 3: Lesson 19

Little Minds at Work – ©Tara West



c


r

a

b

GPH+B UNIT 3: Lesson 19

Little Minds at Work – ©Tara West



b


r

u

sh

GPH+B UNIT 3: Lesson 19

Little Minds at Work – ©Tara West



t


r

u

ck

GPH+B UNIT 3: Lesson 20

Little Minds at Work – ©Tara West



p


r

e

ss

GPH+B UNIT 3: Lesson 20

Little Minds at Work – ©Tara West



c


r

a

sh

GPH+B UNIT 3: Lessons 21-

Little Minds at Work - ©Tara West



d


r

i

ll

GPH+B UNIT 3: Lessons 21-22

Little Minds at Work - ©Tara West



s

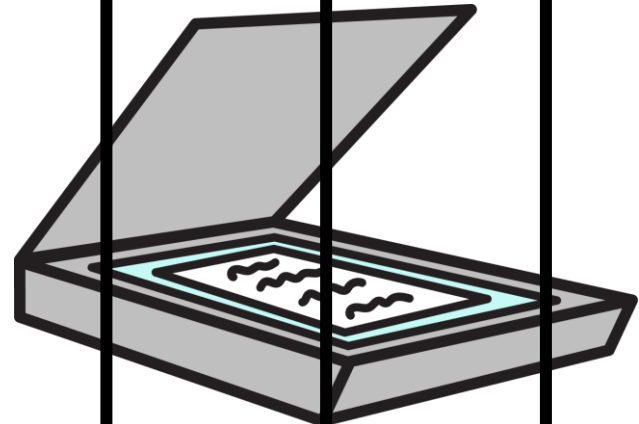
n

a

p

GPH+B UNIT 3: Lesson 23

Little Minds at Work - ©Tara West



s


c

a

n

GPH+B UNIT 3: Lesson 23

Little Minds at Work - ©Tara West



s

n

i

ff

GPH+B UNIT 3: Lesson 23

Little Minds at Work – ©Tara West



s


n

a

g

GPH+B UNIT 3: Lesson 23

Little Minds at Work – ©Tara West



s

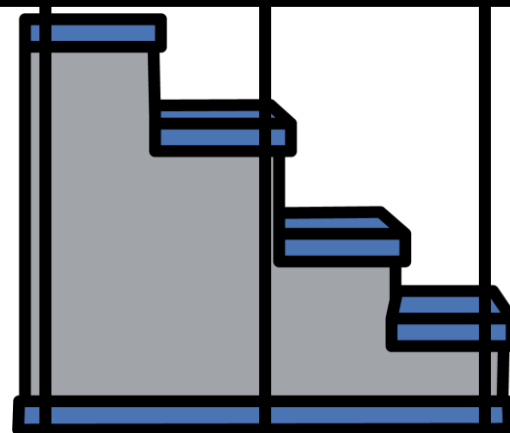
w

i

m

GPH+B UNIT 3: Lesson 24

Little Minds at Work – ©Tara West



s

t

e

p

GPH+B UNIT 3: Lesson 24

Little Minds at Work – ©Tara West



4-in-1 PHONICS MAT

Directions: Read the word. Tap the sounds. Map the word. Write the word.



Read It



Tap It




Map It




Write It




--	--	--	--




--	--	--	--



--	--	--	--



--	--	--	--



--	--	--	--



COLOR CODE MATS

Directions: Decode and cover the matching words.



shop	ship	shot	shed	shin	ship
shed	shin	shop	ship	shot	shed
shed	shin	shed	shop	ship	shot
shop	shop	shot	shin	shot	ship



SPIN AND WRITE

Directions: Spin the spinner to generate a word. Write the word and continue to spin.




Spin It





SPIN + SEARCH Directions: Spin the spinner. Cover the matching word.

shop	ship	shot	shed
shin	ship	shed	shin
shop	ship	shot	shed
shed	shin	shed	ship
shot	shop	shop	shot
shin	shot	ship	shop





4-in-1 PHONICS MAT

Directions: Read the word. Tap the sounds. Map the word. Write the word.



Read It




Tap It



Map It





Write It



--	--	--

--	--	--


--	--	--



--	--	--

--	--	--

--	--	--



--	--	--

--	--	--


--	--	--



--	--	--

--	--	--

--	--	--



--	--	--

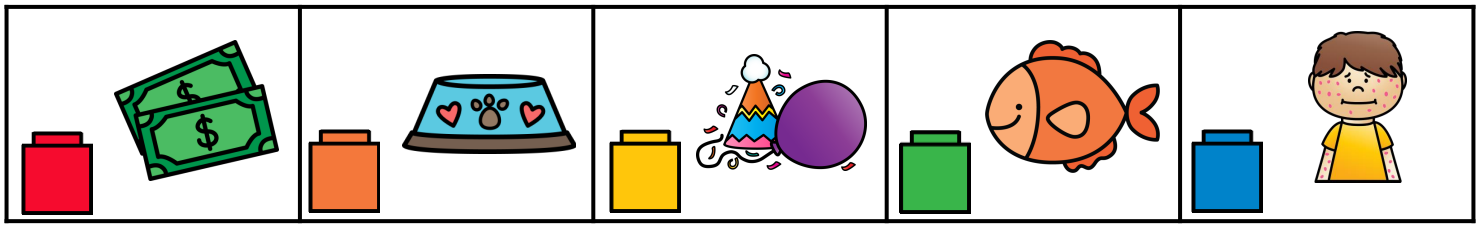
--	--	--

--	--	--



COLOR CODE MATS

Directions: Decode and cover the matching words.



cash	bash	cash	fish	cash	rash
dish	bash	fish	bash	fish	rash
rash	dish	rash	dish	bash	fish
dish	fish	bash	fish	dish	cash




SPIN AND WRITE

Directions: Spin the spinner to generate a word. Write the word and continue to spin.




Spin It





SPIN + SEARCH Directions: Spin the spinner. Cover the matching word.

dish	rash	cash	bash
cash	fish	bash	dish
dish	bash	fish	cash
bash	cash	rash	cash
rash	fish	dish	fish
dish	rash	bash	fish





4-in-1 PHONICS MAT

Directions: Read the word. Tap the sounds. Map the word. Write the word.



Read It




Tap It



Map It



Write It



--	--	--

--	--	--

--	--	--

--	--	--




--	--	--

--	--	--

--	--	--

--	--	--



--	--	--

--	--	--

--	--	--

--	--	--




--	--	--

--	--	--

--	--	--

--	--	--



--	--	--

--	--	--



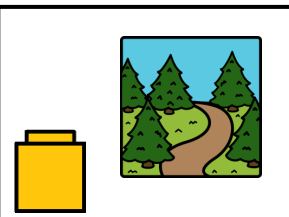

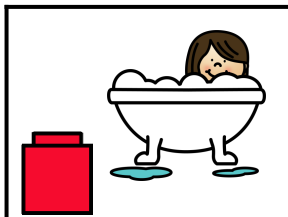
--	--	--

--	--	--



COLOR CODE MATS

Directions: Decode and cover the matching words.



path	path	moth	bath	thud	path
thud	math	thud	math	moth	bath
thud	bath	moth	path	bath	moth
math	moth	thud	math	path	math



SPIN AND WRITE

Directions: Spin the spinner to generate a word. Write the word and continue to spin.





Spin It





SPIN + SEARCH Directions: Spin the spinner. Cover the matching word.


path	thud	moth	math
thud	bath	math	bath
moth	math	thud	moth
path	moth	bath	thud
math	path	math	path
bath	thud	bath	moth





4-in-1 PHONICS MAT

Directions: Read the word. Tap the sounds. Map the word. Write the word.



Read It




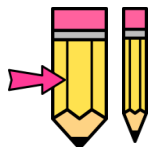
Tap It



Map It



Write It




--

--

--

--




--

--

--

--




--

--

--

--




--

--

--

--



--

--


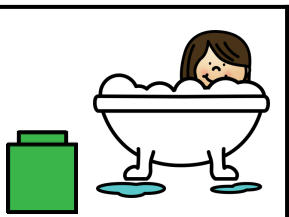
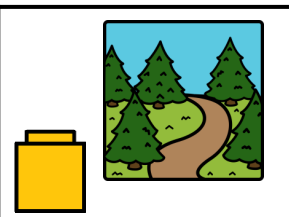

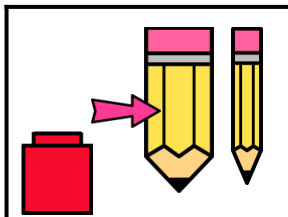
--

--



COLOR CODE MATS

Directions: Decode and cover the matching words.



path	thick	bath	moth	thick	bath
moth	thick	path	thick	math	math
math	moth	bath	thick	moth	path
math	bath	path	moth	bath	math




SPIN AND WRITE

Directions: Spin the spinner to generate a word. Write the word and continue to spin.





Spin It





SPIN + SEARCH Directions: Spin the spinner. Cover the matching word.

path	bath	moth	math
thick	math	thick	bath
math	moth	thick	path
path	bath	moth	bath
moth	thick	path	math
bath	path	moth	thick





4-in-1 PHONICS MAT

Directions: Read the word. Tap the sounds. Map the word. Write the word.



Read It




Tap It



Map It



Write It



--	--	--

--	--	--

--	--	--

--	--	--




--	--	--

--	--	--

--	--	--

--	--	--



--	--	--

--	--	--

--	--	--

--	--	--




--	--	--

--	--	--

--	--	--

--	--	--



--	--	--

--	--	--

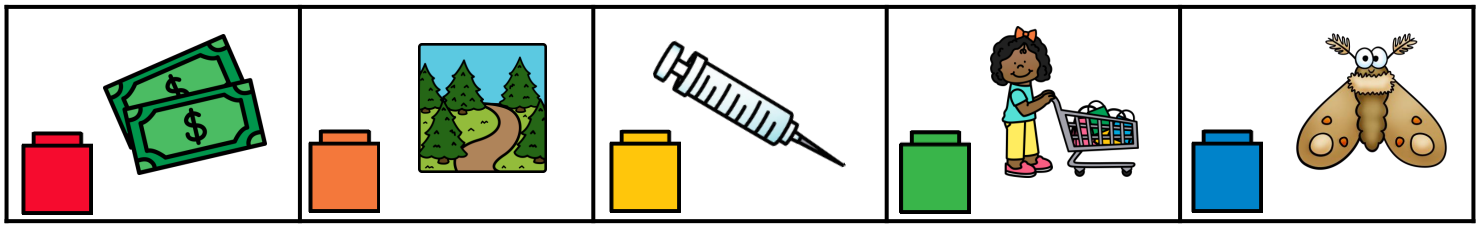
--	--	--

--	--	--



COLOR CODE MATS

Directions: Decode and cover the matching words.



shot	shop	shop	cash	path	moth
cash	path	moth	shot	shop	shop
cash	shop	cash	moth	cash	path
shot	moth	path	path	moth	shot




SPIN AND WRITE

Directions: Spin the spinner to generate a word. Write the word and continue to spin.





Spin It





SPIN + SEARCH Directions: Spin the spinner. Cover the matching word.

cash	moth	shot	shop
moth	shop	shot	path
shop	shot	shop	cash
moth	path	path	cash
cash	shop	shot	path
moth	path	cash	shot





4-in-1 PHONICS MAT

Directions: Read the word. Tap the sounds. Map the word. Write the word.



Read It




Tap It





Map It




Write It




--	--	--	--




--	--	--	--



--	--	--	--



--	--	--	--




--	--	--	--



COLOR CODE MATS

Directions: Decode and cover the matching words.



duck	pack	sick	neck	duck	lock
sick	duck	lock	duck	pack	sick
neck	neck	pack	lock	duck	pack
lock	lock	sick	pack	neck	neck



SPIN AND WRITE

Directions: Spin the spinner to generate a word. Write the word and continue to spin.





Spin It





SPIN + SEARCH Directions: Spin the spinner. Cover the matching word.

pack	duck	lock	neck
lock	neck	sick	duck
sick	lock	duck	pack
duck	neck	sick	lock
pack	duck	sick	neck
neck	sick	lock	pack





4-in-1 PHONICS MAT

Directions: Read the word. Tap the sounds. Map the word. Write the word.



Read It



Tap It




Map It




Write It



--	--	--	--




--	--	--	--



--	--	--	--




--	--	--	--



--	--	--	--



COLOR CODE MATS Directions: Decode and cover the matching words.



chin	chop	check	chat	chip	chop
chip	chip	chat	chop	chin	chat
check	chat	chip	chin	chip	check
check	chin	chop	check	chat	chin



SPIN AND WRITE

Directions: Spin the spinner to generate a word. Write the word and continue to spin.





Spin It





SPIN + SEARCH Directions: Spin the spinner. Cover the matching word.

chat	chop	chin	check
chip	check	chat	check
chop	chat	chop	chin
check	chip	chin	chat
chin	chop	chip	chin
chat	chip	check	chop





4-in-1 PHONICS MAT

Directions: Read the word. Tap the sounds. Map the word. Write the word.



Read It



Tap It



Map It



Write It




--	--	--

--	--	--

--	--	--

--	--	--





--	--	--

--	--	--

--	--	--

--	--	--




--	--	--

--	--	--

--	--	--

--	--	--




--	--	--

--	--	--

--	--	--

--	--	--



--	--	--

--	--	--



--	--	--



--	--	--







COLOR CODE MATS



Directions: Decode and cover the matching words.











chop	rich	check	chip	chick	chop
check	chip	chick	rich	chop	check
rich	chick	chop	chip	chick	rich
check	chip	chick	rich	check	chop




SPIN AND WRITE

Directions: Spin the spinner to generate a word. Write the word and continue to spin.





Spin It





SPIN + SEARCH Directions: Spin the spinner. Cover the matching word.

chop	check	rich	chip
check	chip	chick	check
rich	chick	chop	chip
chip	chop	check	rich
chick	check	chick	rich
chop	chick	rich	chop





4-in-1 PHONICS MAT

Directions: Read the word. Tap the sounds. Map the word. Write the word.



Read It




Tap It



Map It



Write It



--	--	--

--	--	--

--	--	--

--	--	--




--	--	--

--	--	--

--	--	--

--	--	--




--	--	--

--	--	--

--	--	--

--	--	--




--	--	--

--	--	--

--	--	--

--	--	--



--	--	--

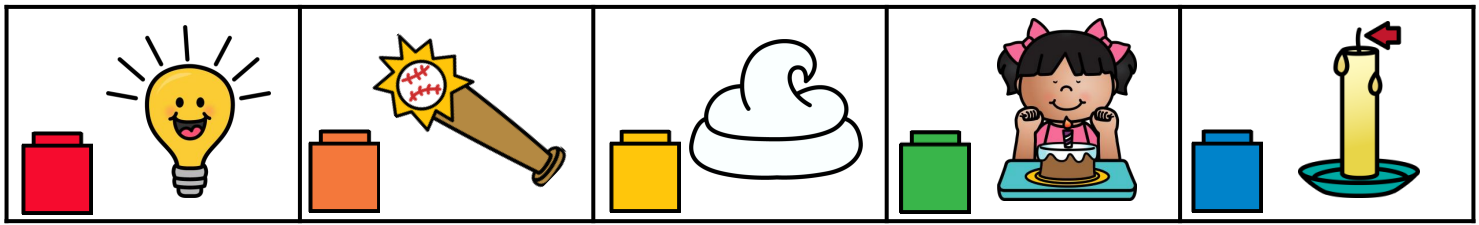
--	--	--

--	--	--

--	--	--



COLOR CODE MATS Directions: Decode and cover the matching words.



whip	whack	wish	whip	wick	whip
wick	whiz	whack	wick	whiz	whack
wish	wick	whack	whiz	whip	wish
whip	whiz	wish	whack	wish	whiz




SPIN AND WRITE

Directions: Spin the spinner to generate a word. Write the word and continue to spin.





Spin It





SPIN + SEARCH Directions: Spin the spinner. Cover the matching word.

whack	wick	whiz	whip
whiz	whip	whack	wish
wish	whip	wick	whiz
whack	whack	wick	whip
wish	wick	wish	wick
whiz	whip	whack	wish





4-in-1 PHONICS MAT

Directions: Read the word. Tap the sounds. Map the word. Write the word.



Read It



Tap It



Map It



Write It




<hr/>			




<hr/>			



<hr/>			



<hr/>			

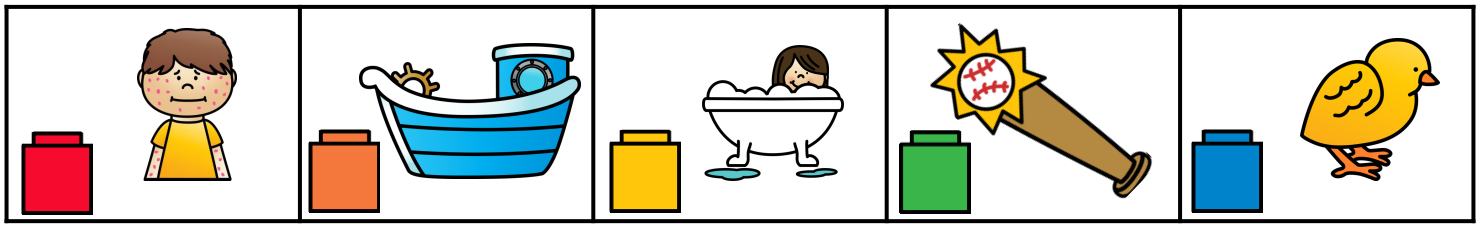


<hr/>			



COLOR CODE MATS

Directions: Decode and cover the matching words.



rash	bath	chick	ship	whack	rash
whack	whack	rash	chick	bath	ship
bath	ship	chick	bath	rash	whack
rash	chick	whack	ship	bath	chick




SPIN AND WRITE

Directions: Spin the spinner to generate a word. Write the word and continue to spin.





Spin It





SPIN + SEARCH Directions: Spin the spinner. Cover the matching word.

chick	ship	chick	ship
whack	rash	bath	rash
whack	bath	whack	ship
ship	chick	rash	whack
bath	rash	bath	chick
chick	bath	whack	rash





4-in-1 PHONICS MAT

Directions: Read the word. Tap the sounds. Map the word. Write the word.



Read It




Tap It



Map It



Write It




--

--

--

--




--

--

--

--



--

--

--

--





--

--

--

--



--


--

--

--



COLOR CODE MATS Directions: Decode and cover the matching words.



well	yell	well	bell	well	shell
bell	fill	yell	shell	yell	fill
bell	well	shell	well	shell	bell
yell	bell	fill	yell	shell	fill




SPIN AND WRITE

Directions: Spin the spinner to generate a word. Write the word and continue to spin.





Spin It





SPIN + SEARCH Directions: Spin the spinner. Cover the matching word.

bell	well	yell	shell
shell	bell	fill	well
bell	yell	shell	fill
fill	yell	bell	well
shell	fill	shell	yell
yell	well	fill	bell





4-in-1 PHONICS MAT

Directions: Read the word. Tap the sounds. Map the word. Write the word.



Read It




Tap It




Map It




Write It



<hr/>			




<hr/>			



<hr/>			



<hr/>			




<hr/>			



COLOR CODE MATS

Directions: Decode and cover the matching words.



fizz	puff	tiff	buzz	puff	whiff
tiff	tiff	fizz	whiff	fizz	whiff
whiff	buzz	puff	tiff	puff	buzz
puff	fizz	whiff	buzz	buzz	tiff




SPIN AND WRITE

Directions: Spin the spinner to generate a word. Write the word and continue to spin.





Spin It





SPIN + SEARCH Directions: Spin the spinner. Cover the matching word.

puff	tiff	fizz	whiff
fizz	whiff	buzz	puff
whiff	puff	tiff	whiff
buzz	fizz	tiff	buzz
fizz	puff	buzz	fizz
tiff	buzz	puff	tiff





4-in-1 PHONICS MAT

Directions: Read the word. Tap the sounds. Map the word. Write the word.



Read It




Tap It



Map It



Write It




--	--	--

--	--	--

--	--	--

--	--	--




--	--	--

--	--	--

--	--	--

--	--	--




--	--	--

--	--	--

--	--	--

--	--	--




--	--	--

--	--	--

--	--	--

--	--	--



--	--	--

--	--	--

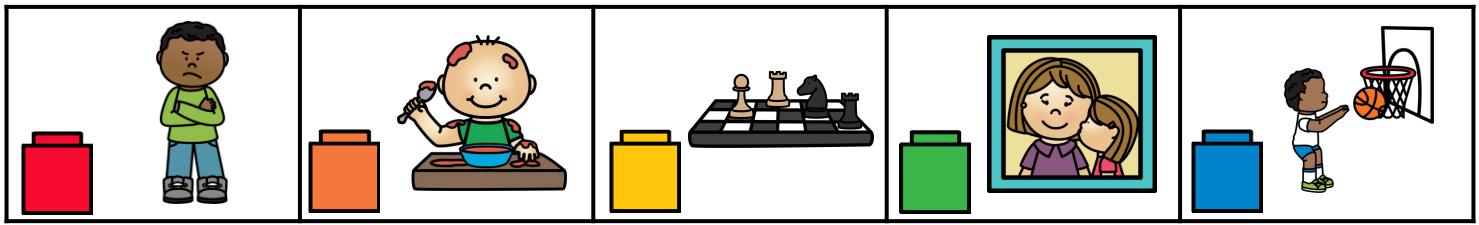
--	--	--

--	--	--



COLOR CODE MATS

Directions: Decode and cover the matching words.



mess	chess	miss	fuss	kiss	chess
kiss	fuss	chess	miss	mess	mess
miss	kiss	miss	kiss	fuss	kiss
fuss	mess	chess	fuss	chess	mess




SPIN AND WRITE

Directions: Spin the spinner to generate a word. Write the word and continue to spin.





Spin It





SPIN + SEARCH Directions: Spin the spinner. Cover the matching word.

mess	fuss	chess	miss
kiss	miss	kiss	fuss
fuss	kiss	mess	kiss
mess	chess	miss	mess
chess	kiss	chess	chess
miss	fuss	mess	miss





4-in-1 PHONICS MAT

Directions: Read the word. Tap the sounds. Map the word. Write the word.



Read It



Tap It



Map It



Write It



--

--

--

--

--



--

--

--

--

--



--

--

--

--

--



--

--

--

--

--



--

--

--

--

--



COLOR CODE MATS

Directions: Decode and cover the matching words.



flush	flash	clock	floss	click	floss
clock	click	flash	clock	flash	flush
flash	flush	floss	flush	clock	floss
click	floss	click	flash	click	clock




SPIN AND WRITE

Directions: Spin the spinner to generate a word. Write the word and continue to spin.





Spin It





SPIN + SEARCH Directions: Spin the spinner. Cover the matching word.

click	clock	flush	click
flash	floss	flush	clock
clock	click	floss	flash
flush	clock	flash	flush
flash	floss	click	floss
click	flush	clock	flash





4-in-1 PHONICS MAT

Directions: Read the word. Tap the sounds. Map the word. Write the word.



Read It



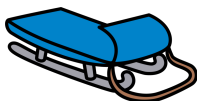


Tap It



Map It



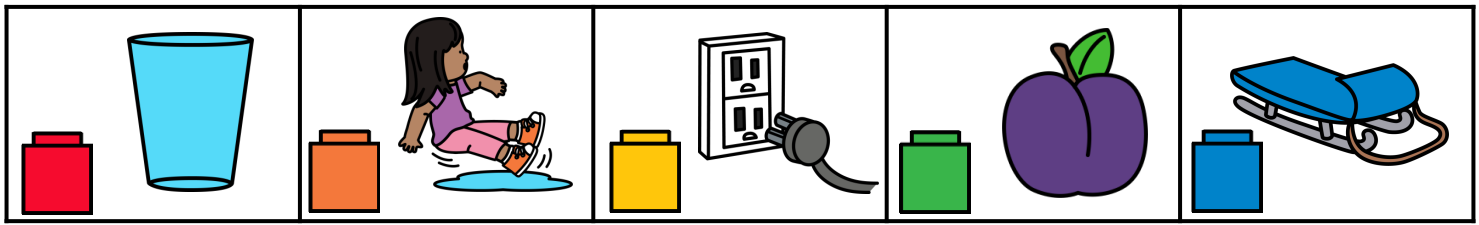
Write It





COLOR CODE MATS

Directions: Decode and cover the matching words.



sled	glass	plum	slip	plug	glass
plug	sled	slip	plug	glass	sled
slip	plug	plum	glass	sled	plum
plum	slip	glass	plum	plug	slip




SPIN AND WRITE

Directions: Spin the spinner to generate a word. Write the word and continue to spin.





Spin It





SPIN + SEARCH Directions: Spin the spinner. Cover the matching word.

slip	plug	glass	plum
plug	plum	plug	sled
glass	slip	glass	slip
plum	slip	sled	sled
sled	plug	plum	glass
slip	sled	glass	plum





4-in-1 PHONICS MAT

Directions: Read the word. Tap the sounds. Map the word. Write the word.



Read It



Tap It



Map It



Write It



--	--	--	--



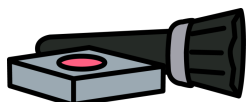
--	--	--	--



--	--	--	--



--	--	--	--

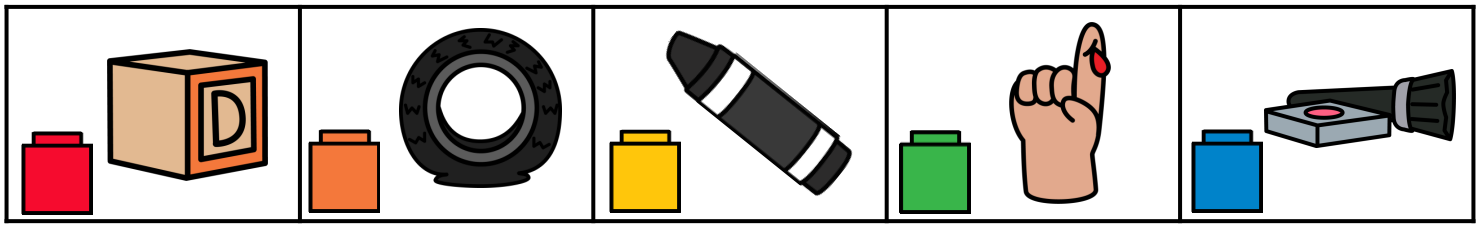


--	--	--	--



COLOR CODE MATS

Directions: Decode and cover the matching words.



blush	block	bled	bled	block	blush
black	bled	black	flat	black	bled
blush	flat	block	block	blush	block
flat	black	flat	bled	flat	black

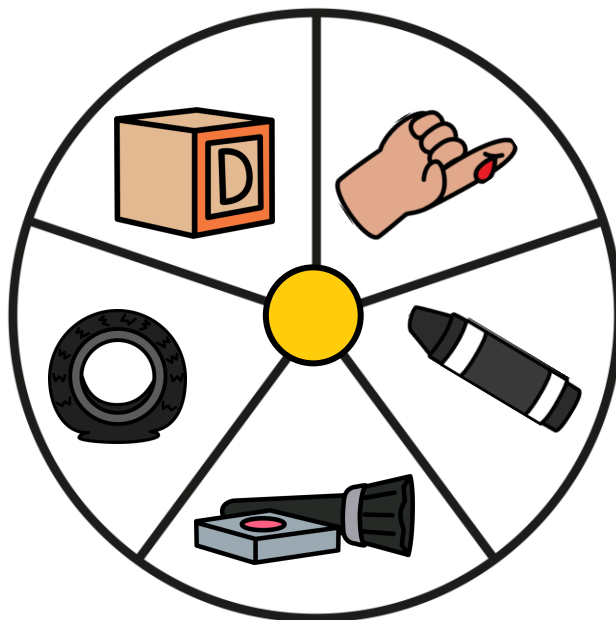


SPIN AND WRITE

Directions: Spin the spinner to generate a word. Write the word and continue to spin.



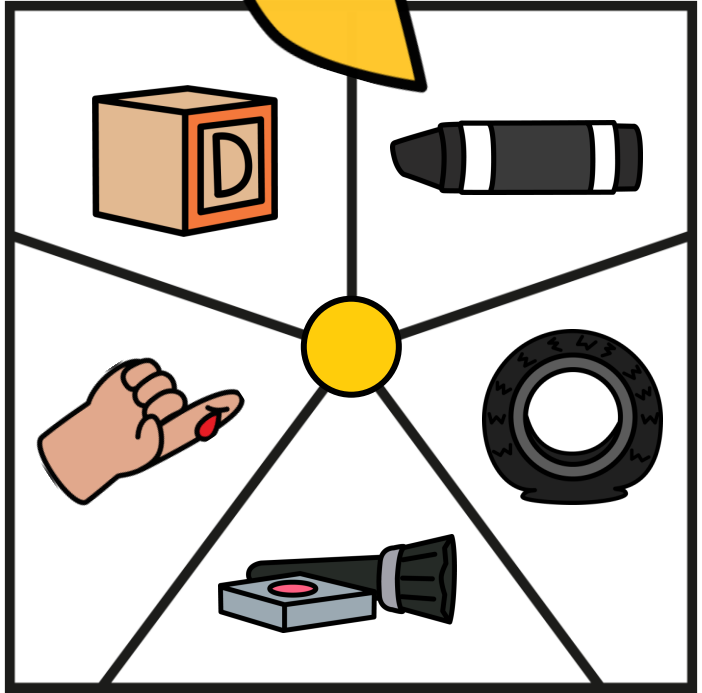

Spin It





SPIN + SEARCH Directions: Spin the spinner. Cover the matching word.

block	bled	flat	blush
bled	blush	block	black
flat	black	block	blush
black	flat	blush	block
block	bled	black	bled
blush	flat	black	flat





4-in-1 PHONICS MAT

Directions: Read the word. Tap the sounds. Map the word. Write the word.



Read It



Tap It



Map It



Write It



--

--

--

--

--



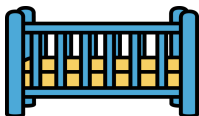
--

--

--

--

--



--

--

--

--

--



--

--

--

--

--



--

--

--

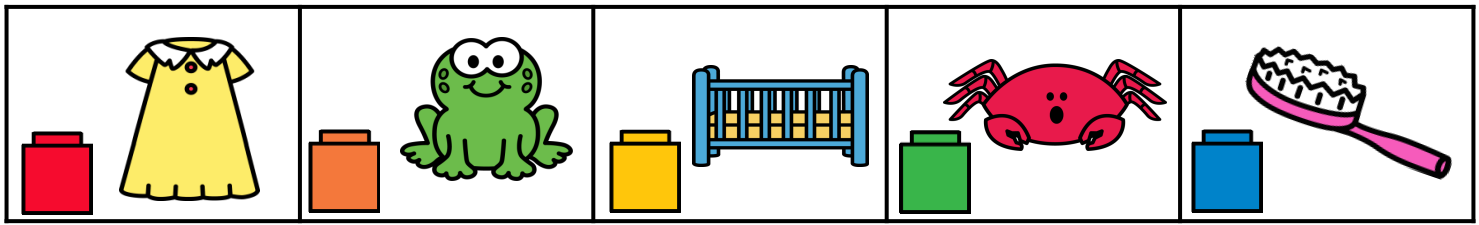
--

--



COLOR CODE MATS

Directions: Decode and cover the matching words.



brush	crab	frog	brush	dress	crib
crib	dress	crab	crab	frog	dress
crib	brush	frog	dress	crib	dress
frog	crab	crib	frog	brush	crab




SPIN AND WRITE

Directions: Spin the spinner to generate a word. Write the word and continue to spin.




Spin It





SPIN + SEARCH Directions: Spin the spinner. Cover the matching word.

brush	frog	crib	frog
crib	dress	crib	crab
dress	brush	frog	dress
brush	crab	dress	crib
crab	dress	crib	frog
brush	crab	frog	crab





4-in-1 PHONICS MAT

Directions: Read the word. Tap the sounds. Map the word. Write the word.



Read It



Tap It



Map It



Write It



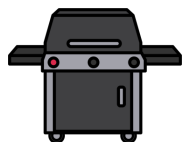
--

--

--

--

--



--

--

--

--

--



--

--

--

--

--




--

--

--

--

--



--

--

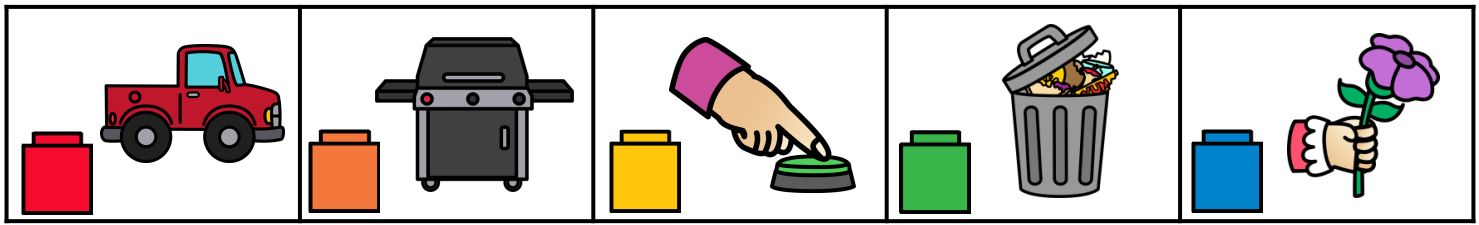
--

--

--



COLOR CODE MATS Directions: Decode and cover the matching words.



truck	grab	grill	truck	trash	truck
grab	press	grab	press	grill	trash
grill	truck	press	trash	grill	press
grab	trash	grill	press	trash	truck



SPIN AND WRITE

Directions: Spin the spinner to generate a word. Write the word and continue to spin.





Spin It





SPIN + SEARCH Directions: Spin the spinner. Cover the matching word.

grab	trash	grab	truck
truck	trash	grill	press
trash	grab	truck	press
grab	trash	press	grill
truck	press	grill	truck
press	grill	grab	grill





4-in-1 PHONICS MAT

Directions: Read the word. Tap the sounds. Map the word. Write the word.



Read It



Tap It



Map It



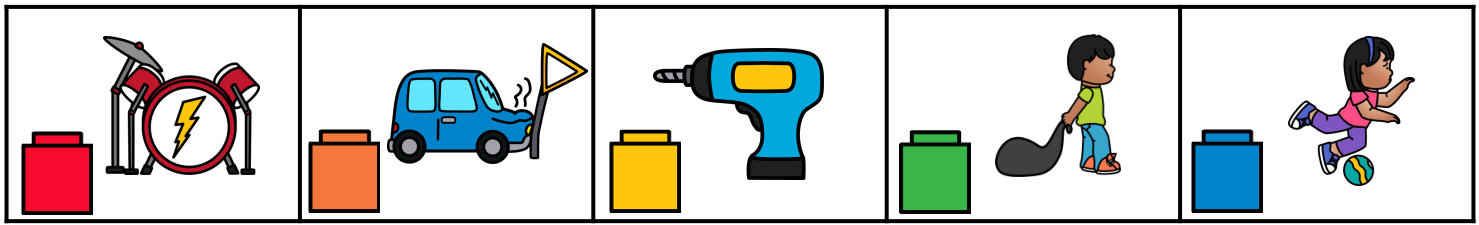
Write It





COLOR CODE MATS

Directions: Decode and cover the matching words.



drum	drill	drum	drag	drum	trip
drag	crash	trip	crash	drum	drill
crash	drag	trip	drill	drag	drill
drill	trip	crash	drag	trip	crash




SPIN AND WRITE

Directions: Spin the spinner to generate a word. Write the word and continue to spin.





Spin It





SPIN + SEARCH Directions: Spin the spinner. Cover the matching word.

drag	drag	drum	trip
drum	crash	trip	drill
crash	trip	drum	drag
drill	crash	drum	drill
trip	drag	drill	drum
drill	trip	drag	crash





4-in-1 PHONICS MAT

Directions: Read the word. Tap the sounds. Map the word. Write the word.



Read It



Tap It



Map It



Write It



--

--

--

--

--



--

--

--

--

--



--

--

--

--

--



--

--

--

--

--



--

--

--


--

--



COLOR CODE MATS

Directions: Decode and cover the matching words.



grass	drum	trap	drill	grass	grad
drum	trap	grad	drill	trap	drill
grad	drill	grass	grad	grass	grad
drum	grass	drill	drum	trap	drum




SPIN AND WRITE

Directions: Spin the spinner to generate a word. Write the word and continue to spin.





Spin It





SPIN + SEARCH Directions: Spin the spinner. Cover the matching word.

drill	grass	grad	trap
grass	drill	grass	drum
drum	grad	drum	grass
trap	grad	trap	grad
drill	drum	trap	drum
grad	grass	drill	trap





4-in-1 PHONICS MAT

Directions: Read the word. Tap the sounds. Map the word. Write the word.



Read It



Tap It



Map It



Write It



--

--

--

--

--



--

--

--

--

--



--

--

--

--

--



--

--

--

--

--



--

--

--

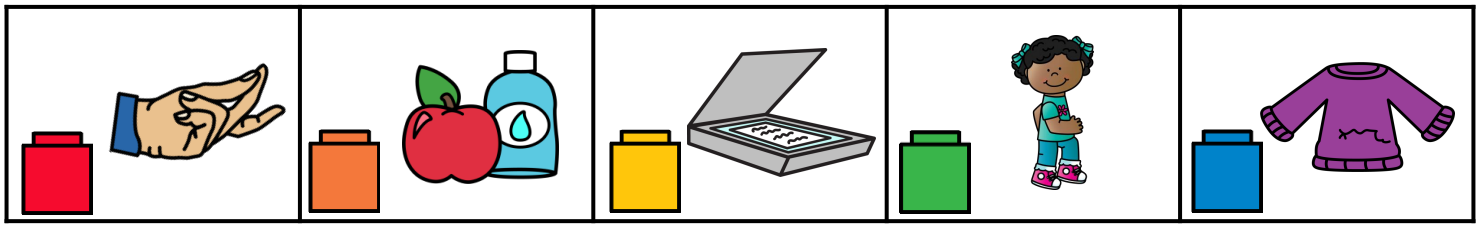
--

--



COLOR CODE MATS

Directions: Decode and cover the matching words.



snag	snack	skip	snack	scan	snag
snap	scan	skip	snag	scan	snack
snack	snag	snap	scan	skip	scan
skip	scan	snag	snack	snap	skip



SPIN AND WRITE

Directions: Spin the spinner to generate a word. Write the word and continue to spin.





Spin It





SPIN + SEARCH Directions: Spin the spinner. Cover the matching word.

skip	snap	skip	scan
snag	scan	snag	snack
snack	snap	skip	snap
scan	skip	snag	scan
snack	snag	skip	snack
snap	scan	snap	snag





4-in-1 PHONICS MAT

Directions: Read the word. Tap the sounds. Map the word. Write the word.



Read It



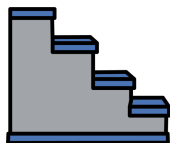
Tap It



Map It



Write It



--

--

--

--

--



--

--

--

--

--



--

--

--

--

--



--

--

--

--

--



--

--


--

--

--



COLOR CODE MATS Directions: Decode and cover the matching words.



swish	swim	stop	swish	stop	swim
step	stack	stack	swish	swim	step
stack	stop	step	swim	stop	stack
swish	step	swim	stack	stop	swish




SPIN AND WRITE

Directions: Spin the spinner to generate a word. Write the word and continue to spin.





Spin It





SPIN + SEARCH Directions: Spin the spinner. Cover the matching word.

stack	swish	swim	stop
swim	step	stop	swim
stack	stop	stack	step
step	swish	stack	stack
swish	swim	swish	swim
stop	step	stop	step





4-in-1 PHONICS MAT

Directions: Read the word. Tap the sounds. Map the word. Write the word.



Read It



Tap It



Map It



Write It



--	--	--	--



--	--	--	--



--	--	--	--



--	--	--	--




--	--	--	--



COLOR CODE MATS

Directions: Decode and cover the matching words.



spill	stick	twin	stick	spin	spill
stop	spin	twin	spill	spin	stick
stick	stop	stop	twin	stop	twin
spin	twin	spill	spin	stick	spill




SPIN AND WRITE

Directions: Spin the spinner to generate a word. Write the word and continue to spin.





Spin It





SPIN + SEARCH Directions: Spin the spinner. Cover the matching word.

stick	twin	stop	spill
stop	spin	stick	twin
spill	spin	spill	stop
spin	stop	twin	spill
stick	spin	spill	stick
twin	stick	stop	twin






Name: _____

At-Home Connection: Lessons 1-2


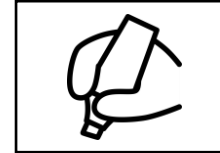


1. Build words with /sh/.
2. Write the words below.

3. Underline the /sh/ sound.
4. Read through the words.



1. Highlight the /sh/ words.
2. Underline the irregular words.
3. Read the passage 3 times.



**Tish has cash. Tish
can shop. At the
shop, Tish sees
Josh. Tish and Josh
gab and gab.**



Guided Phonics + Beyond UNIT 3 Lessons 1-2

Little Minds at Work – ©Tara West

e d a n u t f s h i p o m b c r



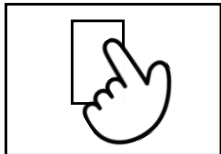
Name: _____

At-Home Connection: Lessons 3-4




1. Build words with /th/.
2. Write the words below.

3. Underline the /th/ sound.
4. Read through the words.



1. Highlight the /th/ words.
2. Underline the irregular words.
3. Read the passage 3 times.



**This is thick muck.
Thud! Is that Gus
the pig? Gus is in
the thick muck. Gus
can get a bath.**



th a t b i n m o s e u d ck



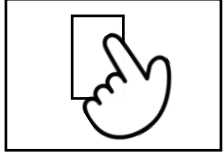
Name: _____

At-Home Connection: Lesson 5




1. Build words with /sh/ and /th/.
2. Write the words below.

3. Underline the /sh/ and /th/.
4. Read through the words.



1. Highlight the /sh/ and /th/ words.
2. Underline the irregular words.
3. Read the passage 3 times.



They are on the lush path. A fish shop is on the path. Josh can get a mesh net and a thin, red rod.



sh th o p b a m u d t s e i w f



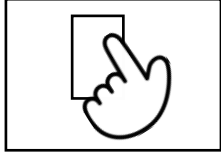
Name: _____

At-Home Connection: Lesson 6


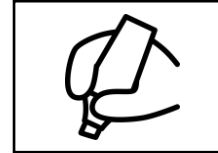


1. Build words with /k/.
2. Write the words below.

3. Underline the /k/ sound.
4. Read through the words.



1. Highlight the /k/ words.
2. Underline the irregular words.
3. Read the passage 3 times.



“Quack,” said the duck. Nick had a big shock. Is that a quick duck on the back deck?






u r a s t i d u p e sh th ck

Name: _____

At-Home Connection: Lesson 7


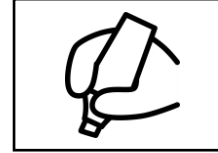


1. Build words with /ch/.
2. Write the words below.



3. Underline the /ch/ sound.
4. Read through the words.

1. Highlight the /ch/ words.
2. Underline the irregular words.
3. Read the passage 3 times.



**Rich can check on
the chick. The chick
is in the pen. Rich
sees Chuck at the
pen, and they chat.**



e i n p o a t u g r k ch ck



Name: _____

At-Home Connection: Lesson 8




1. Build words with /sh/, /th/, /ch/.
2. Write the words below.

3. Underline the /sh/, /th/, /ch/.
4. Read through the words.



1. Highlight the /sh/, /th/, /ch/ words.
2. Underline the irregular words.
3. Read the passage 3 times.



I wish that I was
rich. Then, I can get
a big shed on the
dock and sit in it
with Mom and Dad.



e m d p n o a u k i chsh th ck



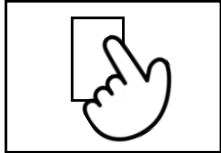
Name: _____

At-Home Connection: Lesson 9


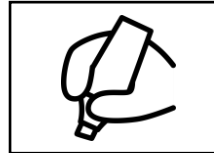


1. Build words with /wh/.
2. Write the words below.

3. Underline the /wh/ sound.
4. Read through the words.



1. Highlight the /wh/ words.
2. Underline the irregular words.
3. Read the passage 3 times.



**“Look at the path.
What is that?” said
Whit. “Whit, I am in
such shock! That is
ash,” said Beth.**



i

t

z

a

p

w

m

ch

sh

ck

wh

Name: _____


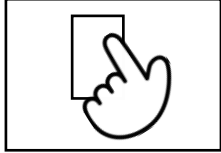


1. Build words.

2. Write the words below.

3. Underline the /sh/, /th/, /ch/, /wh/.


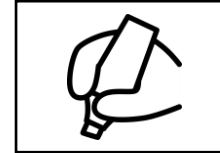
4. Read through the words.



1. Highlight the /sh/, /th/, /ch/, /wh/ words.

2. Underline the irregular words.

3. Read the passage 3 times.



**Look at Seth dash
to the net. Seth can
whip the puck into
the mesh net. Seth
is such a rad kid!**



i

e

d

p

m

n

a

o

chwh

sh

th

ck



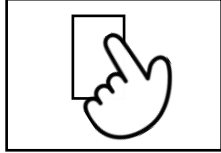
Name: _____

At-Home Connection: Lessons 11-13


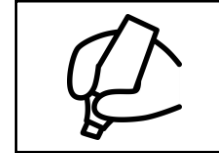


1. Build words containing /l/.
2. Write the words below.

3. Underline the /l/ sound.
4. Read through the words.



1. Highlight the /l/ words.
2. Underline the irregular words.
3. Read the passage 3 times.



**“Bill, what was that?”
said Tish. “That was
Chad. Chad fell and
is unwell,” said Bill.
“Look! Chad is ok.”**



Guided Phonics + Beyond UNIT 3 Lessons 11-13

Little Minds at Work – ©Tara West

b

f

e

i

t

p

h

y

s

mchsh




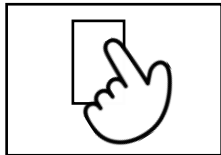
ll

Name:


At-Home Connection: Lessons 11-13



1. Build words containing /l/, /s/, /f/.
2. Write the words below.
3. Underline the /l/, /s/, /f/ sound.
4. Read through the words.



1. Highlight the /l/, /s/, /z/ words.
2. Underline the irregular words.
3. Read the passage 3 times.



The pals can do a big shindig. Jill will jazz it up with dill chips and a fun “pass the shell” bit.



Guided Phonics + Beyond UNIT 3 Lessons 11-13

Little Minds at Work – ©Tara West

j m w a t i b o u f p e l l s s z z



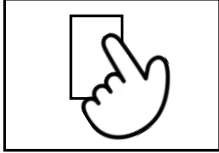
Name: _____

At-Home Connection: Lessons 14-15



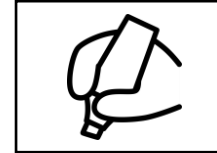


1. Build open syllable words
2. Write the words below.

3. Underline the open sound.
4. Read through the words.



1. Highlight the open syllable words.
2. Underline the irregular words.
3. Read the passage 3 times.



“Who is that in the polo? Is that Mo?” said Jo. “That is! He is so much fun. You will like Mo a lot.”



Guided Phonics + Beyond UNIT 3 Lessons 14-15

Little Minds at Work – ©Tara West



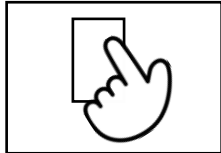
g o s n e w b h m i sh

Name: _____

At-Home Connection: Lessons 16-18



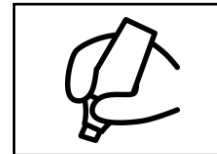


1. Build L-blend words.
2. Write the words below.



3. Underline the blend.
4. Read through the words.

1. Highlight the L-blend words.
2. Underline the irregular words.
3. Read the passage 3 times.



**“Bill, look in the box.
What do you see?”
said Tish. “I see a
slug and a clam in
a glass,” said Bill.**





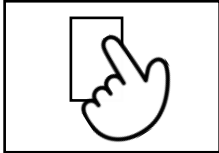
c l b s f p i a m e d o sh ck

Name: _____

At-Home Connection: Lessons 19-22



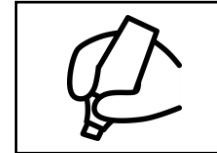


1. Build R-blend words.
2. Write the words below.



3. Underline the blend.
4. Read through the words.

1. Highlight the R-blend words.
2. Underline the irregular words.
3. Read the passage 3 times.



Prim is at the dress shop with Britt. She will get a prom dress. "I see a dress with frill. I will get that!" said Prim.





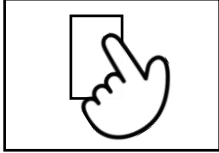
b r f d c g t i a u o m shck

Name: _____

At-Home Connection: Lessons 23-24


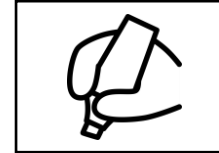


1. Build S-blend words.
2. Write the words below.



3. Underline the blend.
4. Read through the words.

1. Highlight the S-blend words.
2. Underline the irregular words.
3. Read the passage 3 times.



“Brad, did you see the staff?” said Brock.
“They got fresh, red smocks. The smocks can snap in the back,” said Brock.



Guided Phonics + Beyond UNIT 3 Lessons 23-24



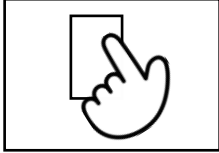
Little Minds at Work – ©Tara West

s n m k c w i a p u g t shck

Name: _____


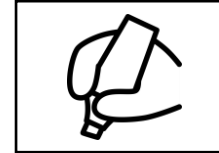


1. Build blend words.
2. Write the words below.



3. Underline the blend.
4. Read through the words.

1. Highlight the blend words.
2. Underline the irregular words.
3. Read the passage 3 times.



We can pick up the back deck. I will grab the twigs. Britt will buff the grill. Dad will fill in the cracks on the deck.



t w n i g s e p m d r a u c b o

Guided Phonics + Beyond Curriculum

The Guided Phonics + Beyond Curriculum is the property of Tara West and is protected through copyright and trademark registrations. All rights reserved.

No part of this digital download may be reproduced electronically, shared without additional licenses, or placed on the internet for others to access without the prior permission from the publisher, Tara West.

If you are a school district using this download as curriculum for more than one teacher an additional school license will need to be purchased.

Fonts used within this download are intellectual property of Kimberly Geswein and Print Designs by Kris.

The clipart images are intellectual property of Laura Strickland of Whimsy Clip, Christine O'Brien Creativ, Print Designs by Kris, Hidesy's Clipart, and PartyHead Graphics.

Contact Information

Email: littlemindsatworkLLC@gmail.com

Website: www.littlemindsatwork.org

Store: <http://www.teacherspayteachers.com/Store/Tara-West>